ASS'Y・P・NO.	① HOUSING	COLOR	MATERIAL	QTY.	② TERMINAL		QTY.	MATERIAL
7382-4027	7182-4027	NATURAL	PBT (ガラス入)	1	Ⓤ	7114-1476	10	C2600R
△ 7382-4027-30	7182-4027-30	BLACK			Ⓛ	7114-1477	12	TIN PLATING

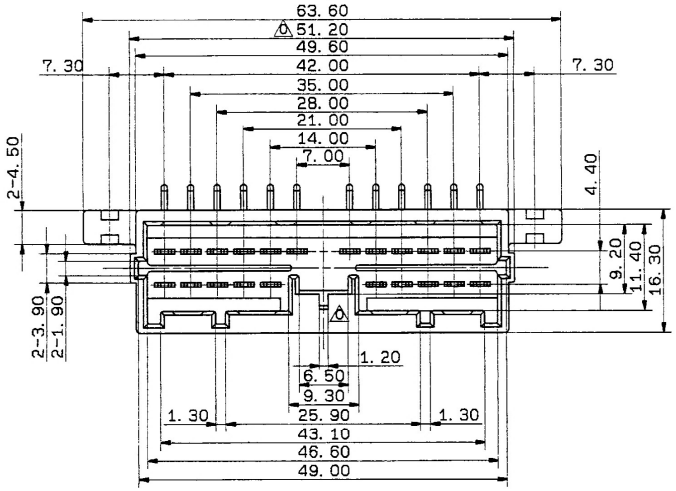

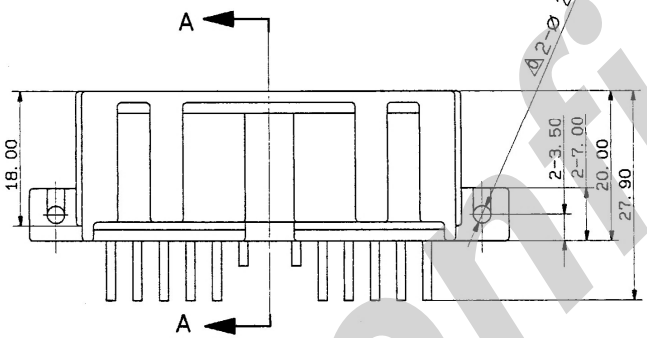

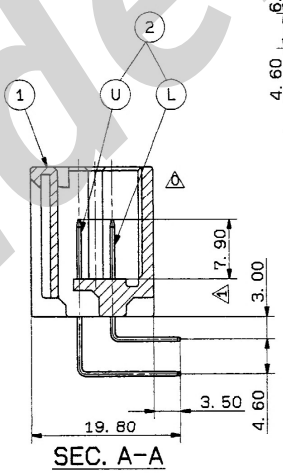

SEC. A-A

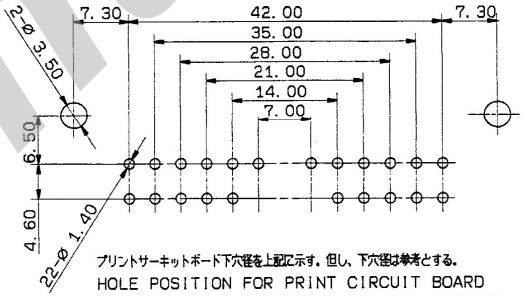

プリントサーキットボード下穴径を上記に示す。但し、下穴径は参考とする。
HOLE POSITION FOR PRINT CIRCUIT BOARD SHOULD BE AS FOLLOW. DIAMETER OF PRPARED HOLE AREA REFERENCE DIMENSION.

NOTE
1. MATING PART NO. : 7323-8325 ETC.
2. FASTENING SCREW:
△ M3×L6 PAN HEAD SECOND CLASS(RECOMMEND)
M3×L8 PAN HEAD SECOND CLASS(RECOMMEND)
M3×L8 COUNTERSUNK HERD FIRST CLASS(RECOMMEND)

注記
1. 嵌合相手品番: 7323-8325 ETC.
△ 2. プリント基板固定用ネジ: M3×L6 ナベ2種(推奨サイズ)
: M3×L8 ナベ2種(推奨サイズ)
: M3×L8 サラ1種(推奨サイズ)

ISSUE MARK

LET	DATE	REVISION RECORD	NO.	CHKD
△	93.12.01	CHANGED FORM	C93-7134	K.M
△	93.10.30	NEW	C93-7061	K.S
	93.04.01	NEW	T93-1108	K.S

GENERAL TOLERANCE							
	10MAX	50MAX	100MAX	250MAX	2500VR	ANGLE	ECCENT
A	±0.15	±0.2	±0.3	±0.5	±0.75	±30'	0.1
B	±0.2	±0.3	±0.55	±0.95	±1.4	±30'	0.1
Ⓒ	±0.3	±0.5	±0.8	±1.4	±2	±30'	0.15
SPECIFIED						MASS	13.4 g

CUSTOMER		MATL. SPEC.	SEE TABLE	TREAT. & FIN.	
CUSTOMER PART NO.	CUSTOMER DWG NO.	NAME	SDL RCB-H CONNECTOR ASSEMBLY 22P MALE		
OFFICE	TRIAL PART NO.				
VENDOR	7V9282-7990				
VENDOR NO.					

DWG TYPE	DWG SOURCE	DWG DATE	UNIT	SCL	ANGLE
R	NEW	93.10.30	mm	2/1	3

APPROVED	CHECKED	CHECKED	DESIGN	DRAWN
遠藤 '93.12.10	石井 93.12.02	吉瀧 '93.12.2	Y. SHINJI 93.10.30	進士 '93.12.2

PART NO.	7382-4027 ETC.
DWG NO.	7382-4027:R
	YAZAKI CORPORATION

Confidential