© COPYRIGHT. THIS DRAWING HAS COPYRIGHT AND MAY NOT BE COPIED IN WHOLE OR IN PART OR USED FOR ANY PURPOSE OTHER THAN FOR WHICH IT IS SUPPLIED WITHOUT EXPRESS WRITTEN CONSENT OF YAZAKI EUROPE LIMITED.

LASER MARKINGS

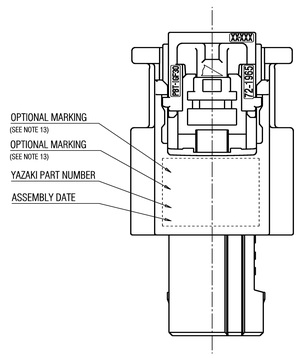

ASSEMBLY SIZE WITH CPA AND SECONDARY LOCK IN SET POSITION
(FOR INFORMATION ONLY)

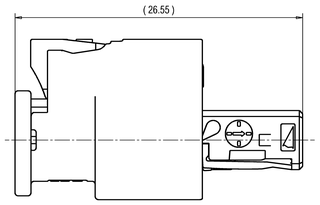

VIEW 1
(SEE NOTE 1)

⚠ ASSEMBLY SIZE WITHOUT CPA
(FOR INFORMATION ONLY)

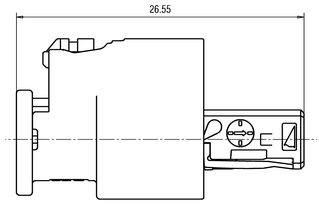

VIEW 2
(SEE NOTE 1)

NOTE: ALL MISSING DIMENSIONS TO BE TAKEN FROM 7298-7901-30
MASS: SEE SHEET 3

NOTES:

⚠1. THIS DRAWING SHALL BE USED WITH MODEL "7298-7901-30R_LET3_DATANODE.ZIP" FOR PRODUCT DEFINITION ACCORDING TO VIEW 1 AND VIEW 2;
2. FOR GENERAL DIMENSIONAL AND POSITIONAL TOLERANCES SEE GENERAL TOLERANCE TABLE;
3. MATERIAL: SEE TABLE ON SHEET 2;
4. COLOR: SEE TABLE ON SHEET 2;
5. MATING PRODUCT ACCORDING DRAWING: 120-S-002-1-Z01, C-114-18679-3 OR 872-975-. ..;
⚠6. GENERAL VIEWS ARE SHOWING CODE A ORIENTATION 1, SEE TABLES ON SHEETS 2, 3, 4 & 5 FOR ADDITIONAL CODINGS AND ORIENTATION 2. UNIVERSAL "CODE Z" CAN BE REQUESTED FROM YAZAKI SALES REPRESENTATIVE;
⚠7. APPLICABLE TERMINALS ACCORDING DRAWING: 7216-7626-02:R OR
C-1452674 (USED FOR INITAL VALIDATION) OR
10304894-1 OR
35506415,
VALID ONLY FOR SEALED VERSION WITH MAX. 1 MM2;
8. APPLICABLE SEALS ACCORDING DRAWING 7216-7626-02:R;
9. HANDLING MANUAL: YPES-15-2065;
⚠10. PRODUCT STANDARD: SAE/USCAR-2: YPES-11-04-362-20 OR
LV 214: YPES-11-04-365-10;
11. THIS DIMENSION SHOWS THE PRESET POSITION OF CPA IN THE SUBASSEMBLY;
12. THIS DIMENSION SHOWS THE PRESET POSITION OF SECONDARY LOCKING IN THE SUBASSEMBLY;
13. FOR EASIER IDENTIFICATION, CUSTOMIZED LASER MARKINGS INCLUDING NEW YAZAKI PART NUMBERS CAN BE ORDERED IN AGREEMENT WITH YAZAKI SALES REPRESENTATIVE;
⚠14. GEOMETRICAL PRODUCT SPECIFICATIONS (GPS) APPLIED ON DRAWING ACCORDING TO ISO 8015:2011.;
⚠15. THE MATERIALS USED IN THIS PRODUCT SHALL BE IN CONFORMITY WITH REQUIREMENTS OF EU ELV 2000/53/EC DIRECTIVE AND ASSOCIATED DOCUMENTS.

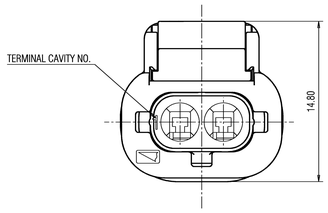

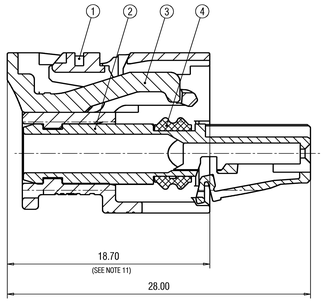

SECTION A-A

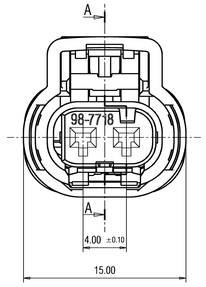

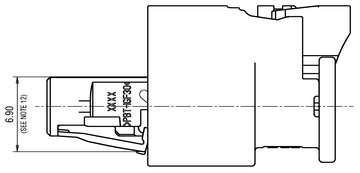

⚠ ORIENTATION 2

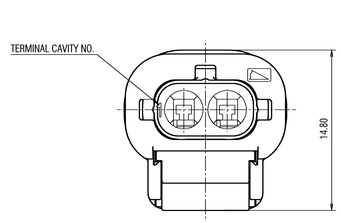

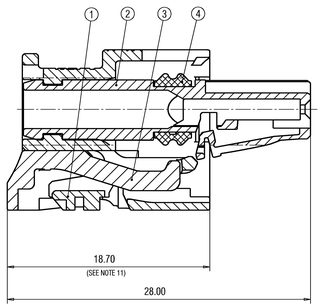

SECTION B-B

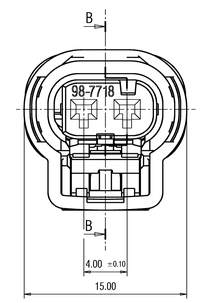

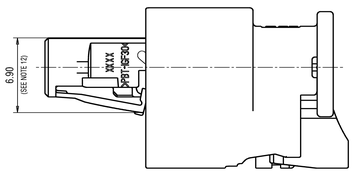

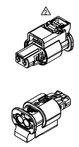

⚠ ISOMETRIC VIEW
WITH CPA
(SCALE 1:1)

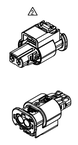

⚠ ISOMETRIC VIEW
WITHOUT CPA
(SCALE 1:1)

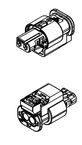

⚠ ISOMETRIC VIEW
ORIENTATION 2
WITH CPA
(SCALE 1:1)

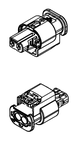

⚠ ISOMETRIC VIEW
ORIENTATION 2
WITHOUT CPA
(SCALE 1:1)

⚠	08.10.2025.	PRODUCT STANDARD ADDED	Y25-0425	N.J.
⚠	11.12.2024.	ORIENTATION 2 OPTION ADDED	Y24-0657	J.K.
⚠	13.12.2023.	ADDITIONAL TERMINAL ADDED	Y23-0863	M.P.
⚠	12.12.2022.	NEW SUBASSY PARTS ADDED	Y22-0741	F.C.
-	14.02.2022.	NEW	Y22-0048	M.P.
LET.	DATE	REVISION RECORD	NO.	CHKD

PRINTED COPIES ARE UNCONTROLLED. THEY ARE POTENTIALLY OUT-OF-DATE AND INVALID. DATABASE IS MASTER.

GENERAL TOLERANCE						
	10MAX	50MAX	100MAX	250MAX	2500VR	ANGLE	ECCENT
A	±0.15	±0.2	±0.3	±0.5	±0.75	±30'	0.1
B	±0.2	±0.3	±0.55	±0.95	±1.4	±30'	0.1
Ⓒ	±0.3	±0.5	±0.8	±1.4	±2	±30'	0.15
SPECIFIED						MASS	2.68 g

CUSTOMER -						
CUSTOMER PART NO.		CUSTOMER DWG NO.				
OFFICE YEL-K		TRIAL PART NO.				
VENDOR						
VENDOR NO.						
DWG TYPE	DWG SOURCE	DWG DATE	UNIT	SCL	ANGLE	
B	NEW	14.02.2022.	mm	5:1	3	
APPROVED	CHECKED	CHECKED	DESIGN	DRAWN		
G.GREGURIC	T.REBIC	N.JAGODIC	M.PLAVOTIC	N.JAGODIC		
			10.06.2021.	08.10.2025.		

ISSUE MARK

MATL. SPEC.	SEE NOTES
TREAT. & FIN.	SEE NOTES
NAME	1.2 SYSTEM LT 2P CONNECTOR SUBASSEMBLY FEMALE
PART NO.	7298-7901-30, ETC. & 7298-9514-30, ETC.
CAL CODE	7278-2968-30, ETC. & 7278-2120-30, ETC.
DWG NO.	7298-7901-30:R, 1/5
SET DWG NO.	

YAZAKI

A0

© COPYRIGHT. THIS DRAWING HAS COPYRIGHT AND MAY NOT BE COPIED IN WHOLE OR IN PART OR USED FOR ANY PURPOSE OTHER THAN FOR WHICH IT IS SUPPLIED WITHOUT EXPRESS WRITTEN CONSENT OF YAZAKI EUROPE LIMITED.

1.2 WP SYSTEM LT 2P CONNECTOR SUBASSEMBLY FEMALE WITH CPA

CODE A

SUBASSEMBLY PART NUMBER - MULTIPLE OEMS

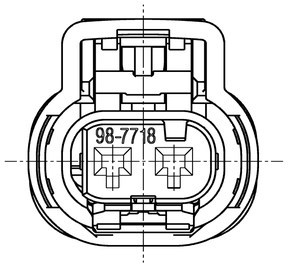

7298-7901-30

NO.	PART NUMBER	PART NAME	MATERIAL	COLOR (SIMILAR TO RAL)	QTY.
1	7198-7920-30	1.2 WP SYSTEM 2P OUTER HOUSING FEMALE OPEN	PBT-IGF15	BLACK (9005)	1
2	7198-7718-30	1.2 WP SYSTEM LT 2P INNER HOUSING FEMALE - CODE A	⚠PBT-IGF30	BLACK (9005)	1
3	7172-1965-50	1.2 WP SYSTEM CPA FEMALE	PBT-IGF30	RED (3003)	1
4	7137-3428	1.2 WP SYSTEM 2P INTERFACE SEAL FEMALE	SILICONE RUBBER	NATURAL	1

CODE B

SUBASSEMBLY PART NUMBER - MULTIPLE OEMS

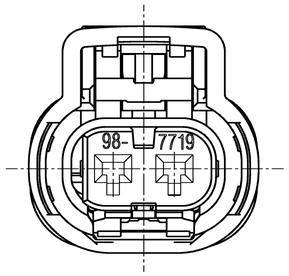

7298-7902

NO.	PART NUMBER	PART NAME	MATERIAL	COLOR (SIMILAR TO RAL)	QTY.
1	7198-7920-30	1.2 WP SYSTEM 2P OUTER HOUSING FEMALE OPEN	PBT-IGF15	BLACK (9005)	1
2	7198-7719	1.2 WP SYSTEM LT 2P INNER HOUSING FEMALE - CODE B	⚠PBT-IGF30	NATURAL	1
3	7172-1965-50	1.2 WP SYSTEM CPA FEMALE	PBT-IGF30	RED (3003)	1
4	7137-3428	1.2 WP SYSTEM 2P INTERFACE SEAL FEMALE	SILICONE RUBBER	NATURAL	1

CODE C

SUBASSEMBLY PART NUMBER - MULTIPLE OEMS

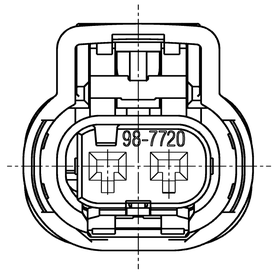

7298-7900-90

NO.	PART NUMBER	PART NAME	MATERIAL	COLOR (SIMILAR TO RAL)	QTY.
1	7198-7920-30	1.2 WP SYSTEM 2P OUTER HOUSING FEMALE OPEN	PBT-IGF15	BLACK (9005)	1
2	7198-7720-90	1.2 WP SYSTEM LT 2P INNER HOUSING FEMALE - CODE C	⚠PBT-IGF30	BLUE (5005)	1
3	7172-1965-50	1.2 WP SYSTEM CPA FEMALE	PBT-IGF30	RED (3003)	1
4	7137-3428	1.2 WP SYSTEM 2P INTERFACE SEAL FEMALE	SILICONE RUBBER	NATURAL	1

LET	DATE	REVISION RECORD	NO.	CHKD
⚠	08.10.2025.	PRODUCT STANDARD ADDED	Y25-0425	N.J.
⚠	11.12.2024.	ORIENTATION 2 OPTION ADDED	Y24-0657	J.K.
⚠	13.12.2023.	ADDITIONAL TERMINAL ADDED	Y23-0863	M.P.
⚠	12.12.2022.	NEW SUBASSY PARTS ADDED	Y22-0741	F.C.
-	14.02.2022.	NEW	Y22-0048	M.P.

PRINTED COPIES ARE UNCONTROLLED. THEY ARE POTENTIALLY OUT-OF-DATE AND INVALID. DATABASE IS MASTER.

GENERAL TOLERANCE							
	10MAX	50MAX	100MAX	250MAX	2500VR	ANGLE	ECCENT
A	±0.15	±0.2	±0.3	±0.5	±0.75	±30'	0.1
B	±0.2	±0.3	±0.55	±0.95	±1.4	±30'	0.1
Ⓒ	±0.3	±0.5	±0.8	±1.4	±2	±30'	0.15

SPECIFIED — MASS 2.68 g

CUSTOMER -						
CUSTOMER PART NO.	CUSTOMER DWG NO.					
-	-					
OFFICE YEL-K	TRIAL PART NO. _ _ _ _ _ _ _					
VENDOR	_ _ _ _ _ _ _ _ _ _ _ _					
VENDOR NO.						
DWG TYPE	DWG SOURCE	DWG DATE	UNIT	SCL	ANGLE	
R	NEW	14.02.2022.	mm	5:1	3	
APPROVED	CHECKED	CHECKED	DESIGN	DRAWN		
G.GREGURIC	T.REBIC	N.JAGODIC	M.PLAVOTIC	N.JAGODIC		
			10.06.2021.	08.10.2025.		

MATL. SPEC.	SEE NOTES
TREAT. & FIN.	SEE NOTES
NAME	1.2 WP SYSTEM LT 2P CONNECTOR SUBASSEMBLY FEMALE
PART NO.	7298-7901-30, ETC. & 7298-9514-30, ETC.
CH. CODE	7278-2068-30, ETC. & 7278-2120-30, ETC.
DWG NO.	7298-7901-30:R, 2/5
SET DWG NO.	

ISSUE MARK

YAZAKI

A1

© COPYRIGHT. THIS DRAWING HAS COPYRIGHT AND MAY NOT BE COPIED IN WHOLE OR IN PART OR USED FOR ANY PURPOSE OTHER THAN FOR WHICH IT IS SUPPLIED WITHOUT EXPRESS WRITTEN CONSENT OF YAZAKI EUROPE LIMITED.

1.2 WP SYSTEM LT 2P CONNECTOR SUBASSEMBLY FEMALE WITHOUT CPA

CODE A

SUBASSEMBLY PART NUMBER - MULTIPLE OEMS

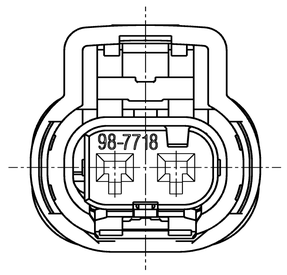

7298-9514-30

NO.	PART NUMBER	PART NAME	MATERIAL	COLOR (SIMILAR TO RAL)	QTY.
1	7198-7920-30	1.2 WP SYSTEM 2P OUTER HOUSING FEMALE OPEN	PBT-IGF15	BLACK (9005)	1
2	7198-7718-30	1.2 WP SYSTEM LT 2P INNER HOUSING FEMALE - CODE A	PBT-IGF30	BLACK (9005)	1
4	7137-3428	1.2 WP SYSTEM 2P INTERFACE SEAL FEMALE	SILICONE RUBBER	NATURAL	1

CODE B

SUBASSEMBLY PART NUMBER - MULTIPLE OEMS

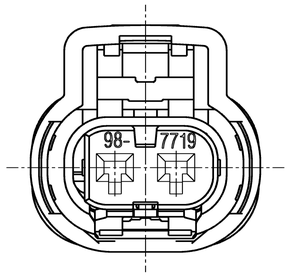

7298-9515

NO.	PART NUMBER	PART NAME	MATERIAL	COLOR (SIMILAR TO RAL)	QTY.
1	7198-7920-30	1.2 WP SYSTEM 2P OUTER HOUSING FEMALE OPEN	PBT-IGF15	BLACK (9005)	1
2	7198-7719	1.2 WP SYSTEM LT 2P INNER HOUSING FEMALE - CODE B	PBT-IGF30	NATURAL	1
4	7137-3428	1.2 WP SYSTEM 2P INTERFACE SEAL FEMALE	SILICONE RUBBER	NATURAL	1

CODE C

SUBASSEMBLY PART NUMBER - MULTIPLE OEMS

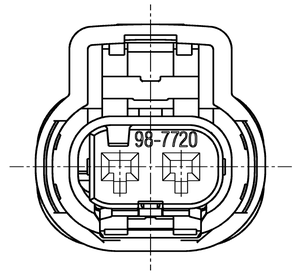

7298-9516-90

NO.	PART NUMBER	PART NAME	MATERIAL	COLOR (SIMILAR TO RAL)	QTY.
1	7198-7920-30	1.2 WP SYSTEM 2P OUTER HOUSING FEMALE OPEN	PBT-IGF15	BLACK (9005)	1
2	7198-7720-90	1.2 WP SYSTEM LT 2P INNER HOUSING FEMALE - CODE C	PBT-IGF30	BLUE (5005)	1
4	7137-3428	1.2 WP SYSTEM 2P INTERFACE SEAL FEMALE	SILICONE RUBBER	NATURAL	1

⚠	08.10.2025.	PRODUCT STANDARD ADDED	Y25-0425	N.J.
⚠	11.12.2024.	ORIENTATION 2 OPTION ADDED	Y24-0657	J.K.
⚠	13.12.2023.	ADDITIONAL TERMINAL ADDED	Y23-0863	M.P.
⚠	12.12.2022.	NEW SUBASSY PARTS ADDED	Y22-0741	F.C.
-	14.02.2022.	NEW	Y22-0048	M.P.
LET	DATE	REVISION RECORD	NO.	CHKD

PRINTED COPIES ARE UNCONTROLLED. THEY ARE POTENTIALLY OUT-OF-DATE AND INVALID. DATABASE IS MASTER.

GENERAL TOLERANCE

	10MAX	50MAX	100MAX	250MAX	2500VR	ANGLE	ECCENT
A	±0.15	±0.2	±0.3	±0.5	±0.75	±30'	0.1
B	±0.2	±0.3	±0.55	±0.95	±1.4	±30'	0.1
Ⓒ	±0.3	±0.5	±0.8	±1.4	±2	±30'	0.15

SPECIFIED

MASS 2.39 g

DWG TYPE	DWG SOURCE	DWG DATE	UNIT	SCL	ANGLE
R	NEW	14.02.2022.	mm	5:1	3

APPROVED	CHECKED	CHECKED	DESIGN	DRAWN
G.GREGURIC	T.REBIC	N.JAGODIC	M.PLAVOTIC	N.JAGODIC
			10.06.2021.	08.10.2025.

CUSTOMER -

CUSTOMER PART NO.	CUSTOMER DWG NO.
-	-
OFFICE YEL-K	TRIAL PART NO.
VENDOR	
VENDOR NO.	

MATL. SPEC. SEE NOTES

TREAT. & FIN. SEE NOTES

NAME 1.2 WP SYSTEM LT 2P CONNECTOR SUBASSEMBLY FEMALE

PART NO. 7298-7901-30, ETC. & 7298-9514-30, ETC.

CH. CODE 7278-2068-30, ETC. & 7278-2120-30, ETC.

DWG NO. 7298-7901-30:R, 3/5

SET DWG NO.

ISSUE MARK

YAZAKI

A1

© COPYRIGHT. THIS DRAWING HAS COPYRIGHT AND MAY NOT BE COPIED IN WHOLE OR IN PART OR USED FOR ANY PURPOSE OTHER THAN FOR WHICH IT IS SUPPLIED WITHOUT EXPRESS WRITTEN CONSENT OF YAZAKI EUROPE LIMITED.

1.2 WP SYSTEM LT 2P CONNECTOR SUBASSEMBLY FEMALE WITH CPA - ORIENTATION 2

CODE A

SUBASSEMBLY PART NUMBER - MULTIPLE OEMS

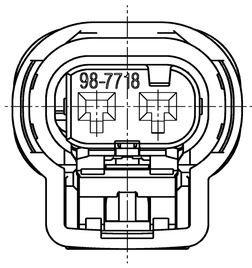

7278-2068-30

NO.	PART NUMBER	PART NAME	MATERIAL	COLOR (SIMILAR TO RAL)	QTY.
1	7198-7920-30	1.2 WP SYSTEM 2P OUTER HOUSING FEMALE OPEN	PBT-IGF15	BLACK (9005)	1
2	7198-7718-30	1.2 WP SYSTEM LT 2P INNER HOUSING FEMALE - CODE A	PBT-IGF30	BLACK (9005)	1
3	7172-1965-50	1.2 WP SYSTEM CPA FEMALE	PBT-IGF30	RED (3003)	1
4	7137-3428	1.2 WP SYSTEM 2P INTERFACE SEAL FEMALE	SILICONE RUBBER	NATURAL	1

CODE B

SUBASSEMBLY PART NUMBER - MULTIPLE OEMS

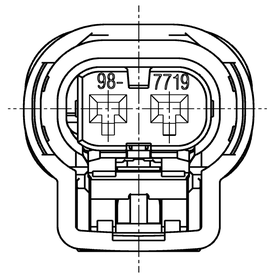

7278-2069

NO.	PART NUMBER	PART NAME	MATERIAL	COLOR (SIMILAR TO RAL)	QTY.
1	7198-7920-30	1.2 WP SYSTEM 2P OUTER HOUSING FEMALE OPEN	PBT-IGF15	BLACK (9005)	1
2	7198-7719	1.2 WP SYSTEM LT 2P INNER HOUSING FEMALE - CODE B	PBT-IGF30	NATURAL	1
3	7172-1965-50	1.2 WP SYSTEM CPA FEMALE	PBT-IGF30	RED (3003)	1
4	7137-3428	1.2 WP SYSTEM 2P INTERFACE SEAL FEMALE	SILICONE RUBBER	NATURAL	1

CODE C

SUBASSEMBLY PART NUMBER - MULTIPLE OEMS

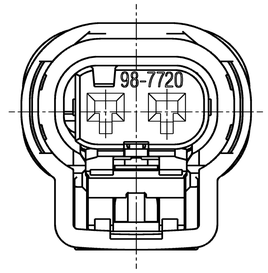

7278-2070-90

NO.	PART NUMBER	PART NAME	MATERIAL	COLOR (SIMILAR TO RAL)	QTY.
1	7198-7920-30	1.2 WP SYSTEM 2P OUTER HOUSING FEMALE OPEN	PBT-IGF15	BLACK (9005)	1
2	7198-7720-90	1.2 WP SYSTEM LT 2P INNER HOUSING FEMALE - CODE C	PBT-IGF30	BLUE (5005)	1
3	7172-1965-50	1.2 WP SYSTEM CPA FEMALE	PBT-IGF30	RED (3003)	1
4	7137-3428	1.2 WP SYSTEM 2P INTERFACE SEAL FEMALE	SILICONE RUBBER	NATURAL	1

LET	DATE	REVISION RECORD	NO.	CHKD
⚠	08.10.2025.	PRODUCT STANDARD ADDED	Y25-0425	N.J.
⚠	11.12.2024.	ORIENTATION 2 OPTION ADDED	Y24-0657	J.K.
⚠	13.12.2023.	ADDITIONAL TERMINAL ADDED	Y23-0863	M.P.
⚠	12.12.2022.	NEW SUBASSY PARTS ADDED	Y22-0741	F.C.
-	14.02.2022.	NEW	Y22-0048	M.P.

PRINTED COPIES ARE UNCONTROLLED. THEY ARE POTENTIALLY OUT-OF-DATE AND INVALID. DATABASE IS MASTER.

GENERAL TOLERANCE							
	10MAX	50MAX	100MAX	250MAX	2500VR	ANGLE	ECCENT
A	±0.15	±0.2	±0.3	±0.5	±0.75	±30'	0.1
B	±0.2	±0.3	±0.55	±0.95	±1.4	±30'	0.1
Ⓒ	±0.3	±0.5	±0.8	±1.4	±2	±30'	0.15

SPECIFIED — MASS 2.68 g

DWG TYPE	DWG SOURCE	DWG DATE	UNIT	SCL	ANGLE	
R	NEW	14.02.2022.	mm	5:1	3	
APPROVED	CHECKED	CHECKED	DESIGN	DRAWN		
G.GREGURIC	T.REBIC	N.JAGODIC	M.PLAVOTIC	N.JAGODIC		
			10.06.2021.	08.10.2025.		

CUSTOMER -
CUSTOMER PART NO. -
CUSTOMER DWG NO. -
OFFICE YEL-K
TRIAL PART NO. _ _ _ _ _ _ _
VENDOR
VENDOR NO. _ _ _ _ _ _ _ _ _ _ _

MATL. SPEC. SEE NOTES
TREAT. & FIN. SEE NOTES
NAME 1.2 WP SYSTEM LT 2P CONNECTOR SUBASSEMBLY FEMALE
PART NO. 7298-7901-30, ETC. & 7298-9514-30, ETC.
CH. CODE 7278-2068-30, ETC. & 7278-2120-30, ETC.
DWG NO. 7298-7901-30:R, 4/5
SET DWG NO.
ISSUE MARK
YAZAKI
A1

© COPYRIGHT. THIS DRAWING HAS COPYRIGHT AND MAY NOT BE COPIED IN WHOLE OR IN PART OR USED FOR ANY PURPOSE OTHER THAN FOR WHICH IT IS SUPPLIED WITHOUT EXPRESS WRITTEN CONSENT OF YAZAKI EUROPE LIMITED.

1.2 WP SYSTEM LT 2P CONNECTOR SUBASSEMBLY FEMALE WITHOUT CPA - ORIENTATION 2

CODE A

SUBASSEMBLY PART NUMBER - MULTIPLE OEMS

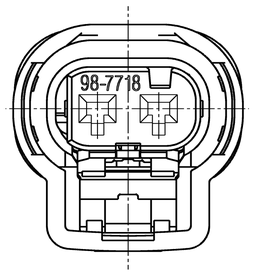

7278-2120-30

NO.	PART NUMBER	PART NAME	MATERIAL	COLOR (SIMILAR TO RAL)	QTY.
1	7198-7920-30	1.2 WP SYSTEM 2P OUTER HOUSING FEMALE OPEN	PBT-IGF15	BLACK (9005)	1
2	7198-7718-30	1.2 WP SYSTEM LT 2P INNER HOUSING FEMALE - CODE A	PBT-IGF30	BLACK (9005)	1
4	7137-3428	1.2 WP SYSTEM 2P INTERFACE SEAL FEMALE	SILICONE RUBBER	NATURAL	1

CODE B

SUBASSEMBLY PART NUMBER - MULTIPLE OEMS

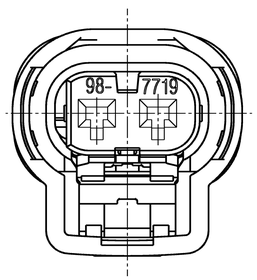

7278-2121

NO.	PART NUMBER	PART NAME	MATERIAL	COLOR (SIMILAR TO RAL)	QTY.
1	7198-7920-30	1.2 WP SYSTEM 2P OUTER HOUSING FEMALE OPEN	PBT-IGF15	BLACK (9005)	1
2	7198-7719	1.2 WP SYSTEM LT 2P INNER HOUSING FEMALE - CODE B	PBT-IGF30	NATURAL	1
4	7137-3428	1.2 WP SYSTEM 2P INTERFACE SEAL FEMALE	SILICONE RUBBER	NATURAL	1

CODE C

SUBASSEMBLY PART NUMBER - MULTIPLE OEMS

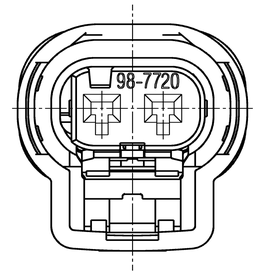

7278-2122-90

NO.	PART NUMBER	PART NAME	MATERIAL	COLOR (SIMILAR TO RAL)	QTY.
1	7198-7920-30	1.2 WP SYSTEM 2P OUTER HOUSING FEMALE OPEN	PBT-IGF15	BLACK (9005)	1
2	7198-7720-90	1.2 WP SYSTEM LT 2P INNER HOUSING FEMALE - CODE C	PBT-IGF30	BLUE (5005)	1
4	7137-3428	1.2 WP SYSTEM 2P INTERFACE SEAL FEMALE	SILICONE RUBBER	NATURAL	1

LET	DATE	REVISION RECORD	NO.	CHKD
⚠	08.10.2025.	PRODUCT STANDARD ADDED	Y25-0425	N.J.
⚠	11.12.2024.	ORIENTATION 2 OPTION ADDED	Y24-0657	J.K.
⚠	13.12.2023.	ADDITIONAL TERMINAL ADDED	Y23-0863	M.P.
⚠	12.12.2022.	NEW SUBASSY PARTS ADDED	Y22-0741	F.C.
-	14.02.2022.	NEW	Y22-0048	M.P.

PRINTED COPIES ARE UNCONTROLLED. THEY ARE POTENTIALLY OUT-OF-DATE AND INVALID. DATABASE IS MASTER.

GENERAL TOLERANCE

	10MAX	50MAX	100MAX	250MAX	2500VR	ANGLE	ECCENT
A	±0.15	±0.2	±0.3	±0.5	±0.75	±30'	0.1
B	±0.2	±0.3	±0.55	±0.95	±1.4	±30'	0.1
Ⓒ	±0.3	±0.5	±0.8	±1.4	±2	±30'	0.15

SPECIFIED

MASS 2.39 g

DWG TYPE	DWG SOURCE	DWG DATE	UNIT	SCL	ANGLE
R	NEW	14.02.2022.	mm	5:1	3

APPROVED	CHECKED	CHECKED	DESIGN	DRAWN
G.GREGURIC	T.REBIC	N.JAGODIC	M.PLAVOTIC	N.JAGODIC
			10.06.2021.	08.10.2025.

CUSTOMER -

CUSTOMER PART NO. -

CUSTOMER DWG NO. -

OFFICE YEL-K

TRIAL PART NO. _ _ _ _ _ _ _

VENDOR

VENDOR NO. _ _ _ _ _ _ _ _ _ _ _ _

ISSUE MARK

MATL. SPEC. SEE NOTES

TREAT. & FIN. SEE NOTES

NAME 1.2 WP SYSTEM LT 2P CONNECTOR SUBASSEMBLY FEMALE

PART NO. 7298-7901-30, ETC. & 7298-9514-30, ETC.

CH. CODE 7278-2068-30, ETC. & 7278-2120-30, ETC.

DWG NO. 7298-7901-30:R, 5/5

SET DWG NO.

YAZAKI

A1