© COPYRIGHT. THIS DRAWING HAS COPYRIGHT AND MAY NOT BE COPIED IN WHOLE OR IN PART OR USED FOR ANY PURPOSE OTHER THAN FOR WHICH IT IS SUPPLIED WITHOUT EXPRESS WRITTEN CONSENT OF YAZAKI EUROPE LIMITED.

CODING OVERVIEW

(SCALE: 2:1)

CODE A

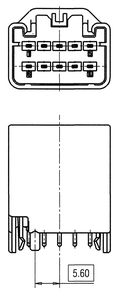

YAZAKI ASSEMBLY PART NUMBER: 7288-8945-30
CUSTOMER PART NO.: T.B.D.
MASS: 4.98 g
MATING PRODUCT PART NO.: 7289-7760-30

NO.	PART NUMBER	PART NAME	MATERIAL	QTY	COLOR/PLATING
1	7188-8945-30	1.2 NWP SYSTEM 10P PCB(H) HOUSING	PA6T/6I/66 HI-GF16	1	BLACK
2	7125-1500-02	1.2 SYSTEM PCB TERMINAL	CuNiSi R520	10	Sn

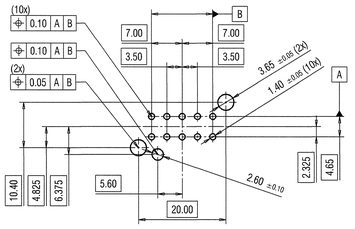

PCB FOOTPRINT REQUIREMENT REFERENCE

CODE B

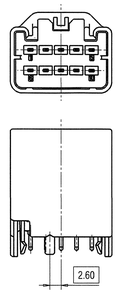

YAZAKI ASSEMBLY PART NUMBER: 7288-8946-60
CUSTOMER PART NO.: T.B.D.
MASS: 4.98 g
MATING PRODUCT PART NO.: 7289-7761-60

NO.	PART NO.	PART NAME	MATERIAL	QTY	COLOR/PLATING
1	7188-8946-60	1.2 NWP SYSTEM 10P PCB(H) HOUSING	PA6T/6I/66 HI-GF16	1	GREEN
2	7125-1500-02	1.2 SYSTEM PCB TERMINAL	CuNiSi R520	10	Sn

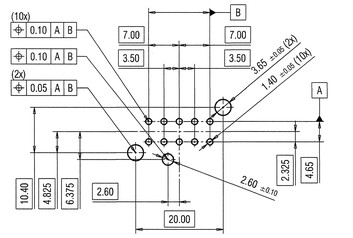

PCB FOOTPRINT REQUIREMENT REFERENCE

CODE C

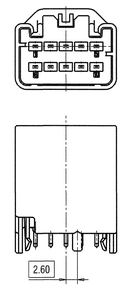

YAZAKI ASSEMBLY PART NUMBER: 7288-8947-90
CUSTOMER PART NO.: T.B.D.
MASS: 4.98 g
MATING PRODUCT PART NO.: 7289-7762-90

NO.	PART NO.	PART NAME	MATERIAL	QTY	COLOR/PLATING
1	7188-8947-90	1.2 NWP SYSTEM 10P PCB(H) HOUSING	PA6T/6I/66 HI-GF16	1	BLUE
2	7125-1500-02	1.2 SYSTEM PCB TERMINAL	CuNiSi R520	10	Sn

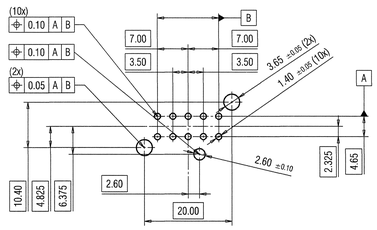

PCB FOOTPRINT REQUIREMENT REFERENCE

CODE D

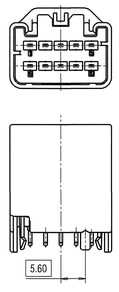

YAZAKI ASSEMBLY PART NUMBER: 7288-8948-80
CUSTOMER PART NO.: T.B.D.
MASS: 4.97 g
MATING PRODUCT PART NO.: 7289-7763-80

NO.	PART NO.	PART NAME	MATERIAL	QTY	COLOR/PLATING
1	7188-8948-90	1.2 NWP SYSTEM 10P PCB(H) HOUSING	PA6T/6I/66 HI-GF16	1	BROWN
2	7125-1500-02	1.2 SYSTEM PCB TERMINAL	CuNiSi R520	10	Sn

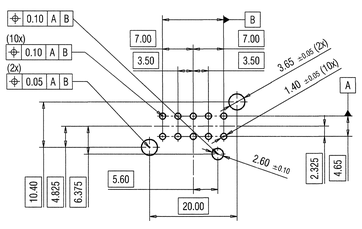

PCB FOOTPRINT REQUIREMENT REFERENCE

Reference

NOTES:
1. MATERIAL: SEE TABLE;
2. COLOR: SEE TABLE;
3. APPLICABLE TERMINALS: SEE TABLE;
4. MATING PRODUCT ACCORDING DRAWING: 7289-7760-30:R;
5. FOR GENERAL GEOMETRICAL TOLERANCE SEE TABLE (ECCENT = ECCENTRICITY);
6. HANDLING MANUAL: T.B.D.;
7. PRODUCT STANDARD: T.B.D..
8. THE MATERIALS USED IN THIS PRODUCT ARE IN CONFORMITY WITH REQUIREMENTS OF EU ELV 2000/53/EC DIRECTIVE AND ASSOCIATED DOCUMENTS

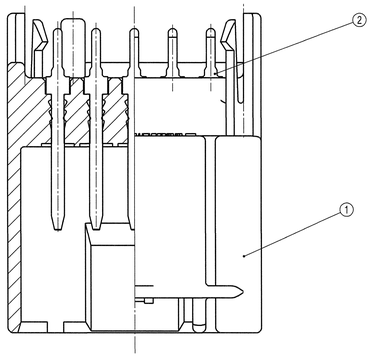

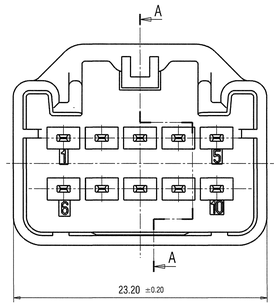

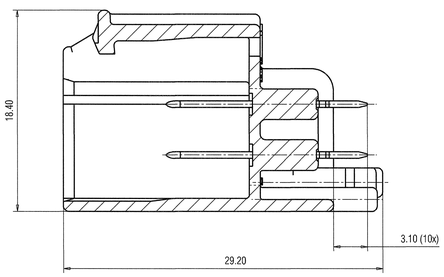

SECTION A- A

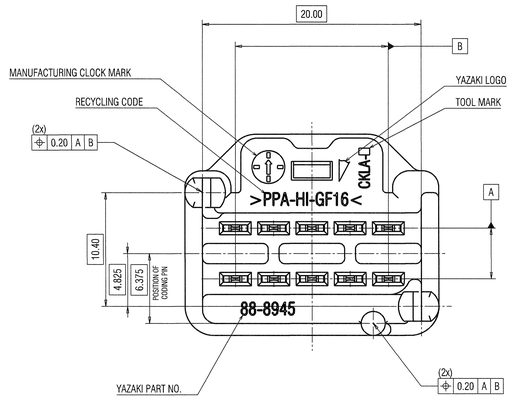



ISOMETRIC VIEW

(SCALE: 1:1)

LET	DATE	REVISION RECORD	NO.	CHKD
A	02.03.2017.	NEW	Y17-0184	D.V.

PRINTED COPIES ARE UNCONTROLLED. THEY ARE POTENTIALLY OUT-OF-DATE AND INVALID. DATABASE IS MASTER.

GENERAL TOLERANCE							
	10MAX	50MAX	100MAX	250MAX	2500VR	ANGLE	ECCENT
A	±0.15	±0.2	±0.3	±0.5	±0.75	±30'	0.1
B	±0.2	±0.3	±0.55	±0.95	±1.4	±30'	0.1
C	±0.3	±0.5	±0.8	±1.4	±2	±30'	0.15
SPECIFIED							

DWG TYPE	DWG SOURCE	DWG DATE	UNIT	SCL	ANGLE
R	NEW	21.12.2016.	mm	5/1	3
APPROVED	CHECKED	CHECKED	DESIGN	DRAWN	
G.GREGURIC	D.VIDA	T.RACIC	J. VLAHOVIC	J.VLAHOVIC	
MASS	SEE TABLE		10.11.2016.	02.03.2017.	

CUSTOMER
CUSTOMER PART NO. — CUSTOMER DWG NO.
OFFICE YEL-K — TRIAL PART NO.
VENDOR
VENDOR NO.

MATL SPEC. SEE NOTES — TREAT. & FIN. SEE NOTES

NAME 1.2 NWP SYSTEM CONNECTOR 10P PCB(H) 180° ASSEMBLY

PART NO. 7288-8945-30, ETC.
CH. CODE

DWG NO. 7288-8945-30:R — SET DWG NO.

ISSUE MARK

YAZAKI

A0