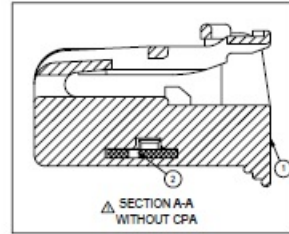
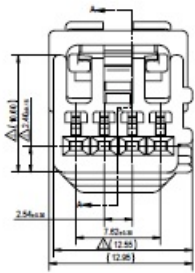
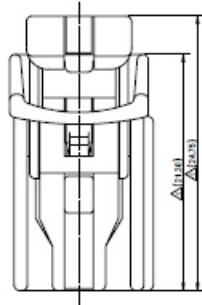
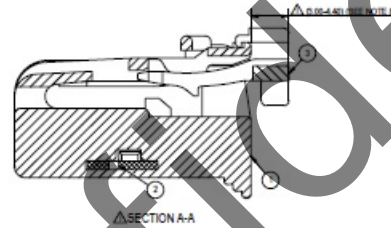




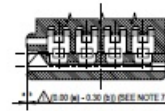
△ 7283-6560-40, ETC.  
KEYWAY A



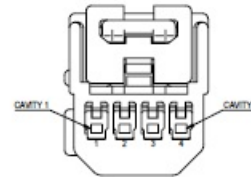
△ SECTION A-A  
WITHOUT CPA



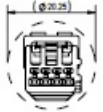
△ SECTION A-A



SECTION B-B



| SUB-ASSEMBLY PART NUMBER | NO. | PART NUMBER  | PART NAME  | MATERIAL   | COLOR      | QUANTITY | MASS (g) |
|--------------------------|-----|--------------|--|------------|------------|----------|----------|
| 7283-6560-40             | ①   | 7183-4595-40 | 4P 0.64mm YESC UNSEALED FEMALE CONNECTOR HOUSING | PET - GF15 | LIGHT GRAY | 1        | 2.25     |
|                          | ②   | 7158-6738-60 | 4P 0.64mm YESC UNSEALED FEMALE CONNECTOR ISL     | PET - GF15 | BLUE       | 1        |          |
|                          | ③   | 7158-6098-60 | 0.64mm YESC UNSEALED CPA                         | PET - GF33 | RED        | 1        |          |
| 7283-6386-40             | ①   | 7183-4595-40 | 4P 0.64mm YESC UNSEALED FEMALE CONNECTOR HOUSING | PET - GF15 | LIGHT GRAY | 1        | 1.98     |
|                          | ②   | 7158-6738-60 | 4P 0.64mm YESC UNSEALED FEMALE CONNECTOR ISL     | PET - GF15 | BLUE       | 1        |          |



RECOMMENDED PASS-THROUGH  
HOLE DIMENSION  
(1mm CLEARANCE ALL AROUND)  
(2/1)  
△

NOTES:

- PARTS MUST BE PURCHASED FROM YAZAKI.
- PARTS MUST BE FREE OF FLASH AND IMPERFECTIONS THAT AFFECT FUNCTION.
- APPLICABLE TERMINAL: SEE 7119-4725-6218 DRAWING (0.64mm YESC UNSEALED).  
MAX WIRE OD: 2.20mm
- MATING PART NUMBER: Y20-6560-40
- PART DESIGNED TO SATISFY USCAR 2, REV. 3, APRIL 2001, (T02V01)
- PART TO COMPLY WITH YFES-31-236 REQUIREMENTS.
- THIS DIMENSION SHOWS THE PRE-SET POSITION OF THE ISL.
- THIS DIMENSION SHOWS THE PRE-SET POSITION OF THE CPA.
- THIS DRAWING IS TO BE USED FOR INTERNAL YAZAKI PRW SUBMISSION.
- HANDLING MANUAL NUMBER: YFES-15-833E

| GENERAL TOLERANCE |           |       |        |        |         |         |          |          |           |  |
|-------------------|-----------|-------|--------|--------|---------|---------|----------|----------|-----------|--|
|                   | 10MAX     | 30MAX | 100MAX | 250MAX | 250OVER | 1/2 MAX | 1/10 MAX | 1/20 MAX | 1/20 OVER |  |
| A                 | ±0.15     | ±0.20 | ±0.30  | ±0.50  | ±0.75   | ±0.25   | ±0.10    | ±0.50    | ±2.50     |  |
| B                 | ±0.20     | ±0.30 | ±0.50  | ±0.75  | ±1.40   | ±0.25   | ±0.10    | ±0.50    | ±2.50     |  |
| C                 | ±0.20     | ±0.30 | ±0.50  | ±0.75  | ±1.40   | ±0.25   | ±0.10    | ±0.50    | ±2.50     |  |
| MASS              | SPECIFIED |       |        |        |         |         |          |          |           |  |

|                    |                   |                  |                               |                         |            |          |            |
|--------------------|-------------------|------------------|-------------------------------|-------------------------|------------|----------|------------|
| CUSTOMER           | CUSTOMER PART NO. | CUSTOMER DRAWING | MATL. SPEC.                   | SEE TABLE               | TREAT.     | S.F.F.   | NR         |
| OFFICE             | YNA               | TOTAL PART NO.   | NAME                          | 4P 0.64mm YESC UNSEALED |            |          |            |
| DESIGNER           |                   |                  | FEMALE CONNECTOR SUB-ASSEMBLY |                         |            |          |            |
| APPROVED           | CHECKED           | CHECKED          | DESIGN                        | DRW                     | SWR        | CHK      | 3          |
| DATE               | 08-14-2019        | DATE             | 08-14-2019                    | UNIT                    | MM         | SCALE    | 1:1        |
| APPROVED           | DESIGNED          | DESIGNED         | DESIGNED                      | DESIGNED                | DESIGNED   | DESIGNED | DESIGNED   |
| DATE               | 08-14-2019        | DATE             | 08-14-2019                    | DATE                    | 08-14-2019 | DATE     | 08-14-2019 |
| PART NO.           |                   |                  | 7283-6560-40                  |                         |            |          |            |
| CH. CODE           |                   |                  | 7283-6560-40.R                |                         |            |          |            |
| YAZAKI CORPORATION |                   |                  |                               |                         |            |          |            |

|     |            |   |          |       |
|-----|------------|---|----------|-------|
| △   | 05-03-2019 | REDRAWN, UPDATED TO LATEST DRAWING STANDARDS, REMOVED INCORRECT PART NUMBER | C19-A418 | A.C.  |
| -   | 08-17-2019 | NEW   | C09-A014 | C.B.  |
| LET | DATE       | REVISION RECORD   | NO.      | CHNG. |