(2/1)

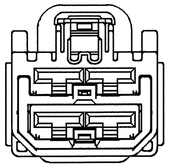

7283-6469-40
△2 7283-6469-30
KEYWAY A

(2/1) △1

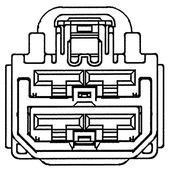

7287-3831-30
△2 7287-3831
KEYWAY B

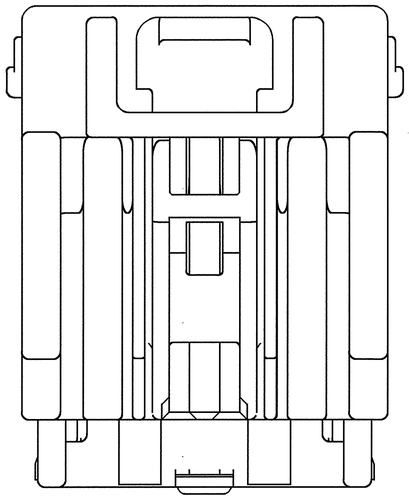

SUB ASSEMBLY PART NUMBER	NO.	PART NUMBER	PART NAME	MATERIAL	COLOR	QUANTITY
7283-6469-40 ETC.	1	SEE TABLE 2	4P YESC KAIZEN 6.3mm UNSEALED FEMALE HOUSING (A KEYWAY)	PBT+GF	SEE TABLE 2	1
	2	7158-4229	4P YESC KAIZEN 6.3mm UNSEALED FEMALE TPA	PBT	NATURAL	1
△1 7287-3831-30 ETC.	1	SEE TABLE 2	4P YESC KAIZEN 6.3mm UNSEALED FEMALE HOUSING (B KEYWAY)	PBT+GF	SEE TABLE 2	1
	2	7158-4229	4P YESC KAIZEN 6.3mm UNSEALED FEMALE TPA	PBT	NATURAL	1

△2 TABLE 2

SUB ASSEMBLY PART NUMBER	HOUSING PART NUMBER	KEYWAY	COLOR	YAZAKI INLINE MATING PART NUMBER
7283-6469-40	7183-6469-40	A	LIGHT GRAY	7282-6469-40/EQUIVALENT
△2 7283-6469-30	7183-6469-30	A	BLACK	N/A
7287-3831-30	7187-3831-30	B	BLACK	N/A
△2 7287-3831	7187-3831	B	NATURAL	N/A

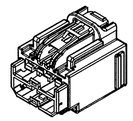

(1/1)

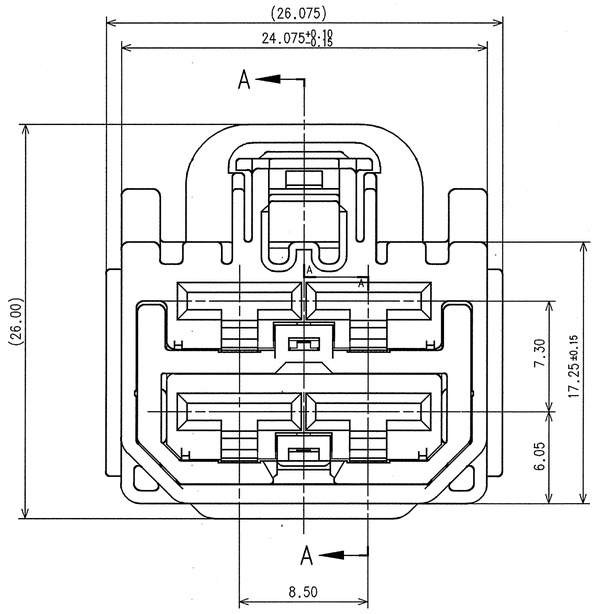

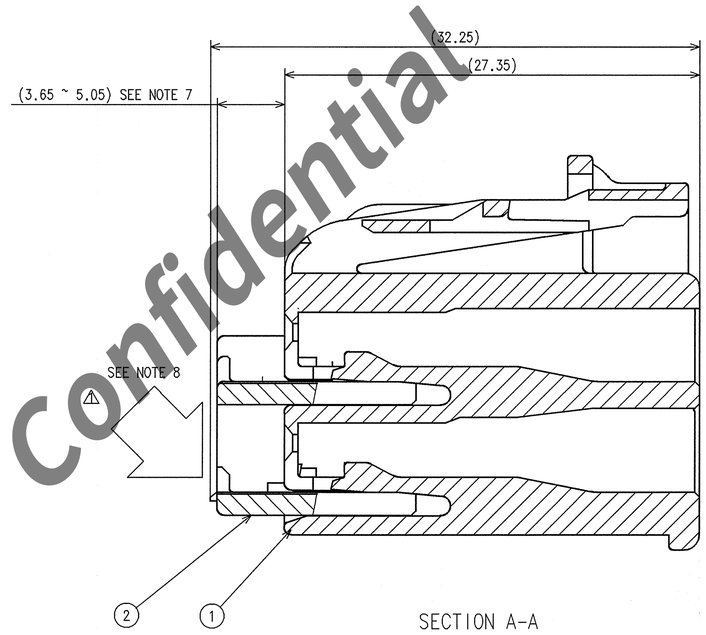

SECTION A-A

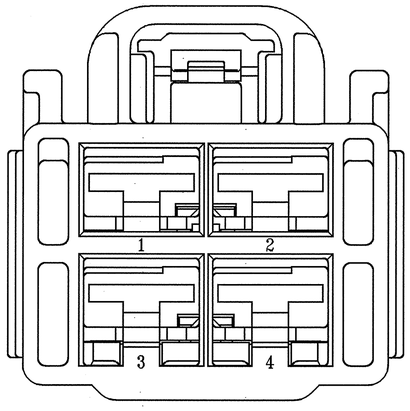

NOTES:

1. PARTS MUST BE PURCHASED FROM YAZAKI.
2. PARTS MUST BE FREE OF FLASH AND IMPERFECTIONS THAT AFFECT FUNCTION.
3. APPLICABLE TERMINAL NUMBER: SEE 7116-4120-02:R DRAWING (6.3mm)
4. △2△1 MATING PART NUMBER: SEE TABLE 2
5. △2 PART DESIGNED TO SATISFY USCAR-2, REVISION 3, APRIL 2001, CLASS 2 WITH THE FOLLOWING EXCEPTIONS:
   A. 5.4.2 FORCE TO SERVICE LOCK
6. PART TO COMPLY WITH YPES-31-038 REQUIREMENTS.
7. THIS DIMENSION SHOWS THE PRE-SET POSITION OF THE TPA.
8. △1 PROPER LOCK AND RELEASE FOR TPA MUST BE CARRIED OUT WHILE PUSHING FINAL LOCK ARM IN THE ARROW DIRECTION.
9. THIS DRAWING IS TO BE USED FOR INTERNAL YAZAKI PSW SUBMISSION.

ISSUE MARK

LET	DATE	REVISION RECORD	NO.	CHKD
△2	06.15.10	ADDED COLORS	C10-A398	MMR
△1	10.07.09	ADDED B KEYWAY / NOTES	C09-A747	MMR
-	06.28.07	NEW	C07-A769	CVC

GENERAL TOLERANCE

	10MAX	50MAX	100MAX	250MAX	2500VR	ANGLE	ECCENT
A	±0.15	±0.2	±0.3	±0.5	±0.75	±30′	0.1
B	±0.2	±0.3	±0.55	±0.95	±1.4	±30′	0.1
©	±0.3	±0.5	±0.8	±1.4	±2	±30′	0.15

SPECIFIED WEIGHT g

DWG TYPE	DWG SOURCE	DWG DATE	UNIT	SCL	ANGLE
R	7283-6469-40:M △2	06.28.07	mm	5/1	3

APPROVED	CHECKED	CHECKED	DESIGN	DRAWN
06.16.10	06.15.10	06.15.10	DAVID KWANG 09.11.02	06.15.10

CUSTOMER
CUSTOMER PART NO. | CUSTOMER DWG NO.
OFFICE YNA | TRIAL PART NO.
VENDOR
VENDOR NO.

MATL. SPEC. SEE TABLE | TREAT. & FIN.

NAME 4P YESC KAIZEN 6.3mm SYSTEM UNSEALED FEMALE SUB ASSEMBLY

PART NO. 7283-6469-40 ETC.

DWG NO. 7283-6469-40:R

YAZAKI CORPORATION

Confidential