

1

2

3

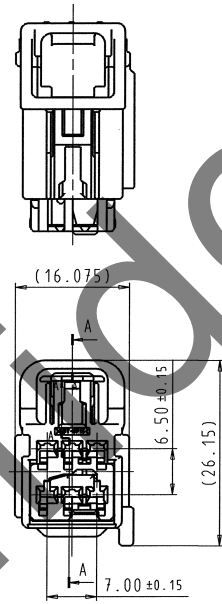
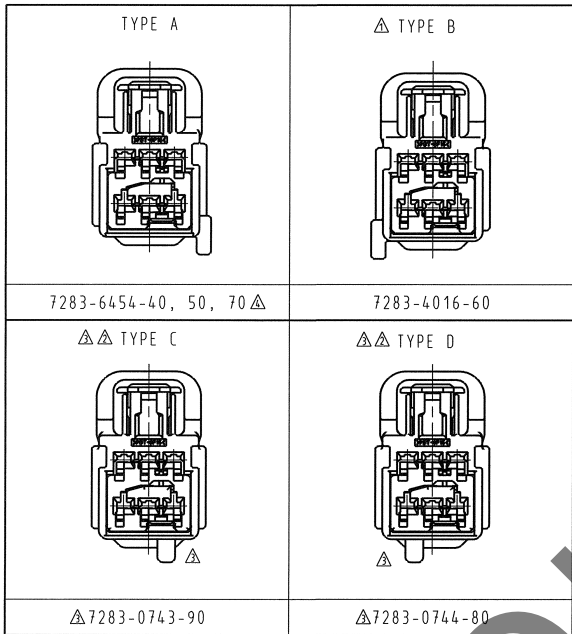
4

5

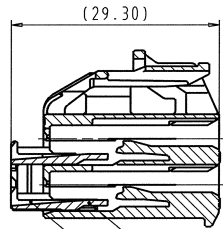
SUB ASSEMBLY PART NO.	NO.	PART NO.	PART NAME	MATERIAL	COLOR	QTY.	YAZAKI MATING PART NO.
7283-6454-40	①	7183-6454-40	YESC KAIZEN 1.5 SYSTEM CONNECTOR 6P (F) HOUSING, TYPE A	PBT-GF15	LIGHT GREY	1	7282-6454-40
	②	7158-5981	YESC KAIZEN 1.5 SYSTEM CONNECTOR 6P (F) FRONT HOLDER	PBT	NATURAL	1	
7283-6454-50	①	7183-6454-50	YESC KAIZEN 1.5 SYSTEM CONNECTOR 6P (F) HOUSING, TYPE A	PBT-GF15	ORANGE	1	N/A
	②	7158-5981	YESC KAIZEN 1.5 SYSTEM CONNECTOR 6P (F) FRONT HOLDER	PBT	NATURAL	1	
7283-4016-60	①	7183-4016-60	YESC KAIZEN 1.5 SYSTEM CONNECTOR 6P (F) HOUSING, TYPE B	PBT-GF15	GREEN	1	N/A
	②	7158-5981	YESC KAIZEN 1.5 SYSTEM CONNECTOR 6P (F) FRONT HOLDER	PBT	NATURAL	1	
7283-0743-90	①	7183-0743-90	YESC KAIZEN 1.5 SYSTEM CONNECTOR 6P (F) HOUSING, TYPE C	PBT-GF15	BLUE	1	N/A
	②	7158-5981	YESC KAIZEN 1.5 SYSTEM CONNECTOR 6P (F) FRONT HOLDER	PBT	NATURAL	1	
7283-0744-80	①	7183-0744-80	YESC KAIZEN 1.5 SYSTEM CONNECTOR 6P (F) HOUSING, TYPE D	PBT-GF15	BROWN	1	N/A
	②	7158-5981	YESC KAIZEN 1.5 SYSTEM CONNECTOR 6P (F) FRONT HOLDER	PBT	NATURAL	1	
7283-6454-70	①	7183-6454-70	YESC KAIZEN 1.5 SYSTEM CONNECTOR 6P (F) HOUSING, TYPE A	PBT-GF15	YELLOW	1	7282-6454-70
	②	7158-5981	YESC KAIZEN 1.5 SYSTEM CONNECTOR 6P (F) FRONT HOLDER	PBT	NATURAL	1	

C

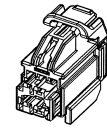
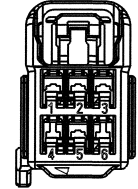
C



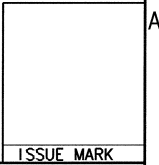
NOTES:  
 1. APPLICABLE TERMINAL PART NO.: 7116-4100-02 ETC.  
 2. MATING PART NO.: SEE TABLE.  
 3. THE MATERIALS USED IN THIS PRODUCT ARE IN CONFORMITY WITH REQUIREMENTS OF EU ELV 2000/53/EC DIRECTIVE AND ASSOCIATED DOCUMENTS.



SECTION A-A



ISOMETRIC VIEW (SCALE 1:1)



LET	DATE	REVISION RECORD	NO.	CHKD
△	13.05.2013	ADDED 7283-6454-70	Y13-0272	G.G.
△	16.09.2005	CHANGE OF CODE C AND D	C05-D705	G.G.
△	01.07.2004	ADD TYPE C AND D	C04-E044	M.K.
△	23.05.2003	ADD TYPE B	C03-E254	M.K.
△	08.08.2002	NEW	C02-E236	M.K.

GENERAL TOLERANCE													
TOMAX	50MAX	100MAX	250MAX	2500VR	ANGLE	ECCENT	DWG TYPE	DWG SOURCE	DWG DATE	UNIT	SCL	ANGLE	
A	±0.15	±0.2	±0.3	±0.5	±0.75	±30'	0.1	R	NEW	08.08.2002	mm	2/1	3
B	±0.2	±0.3	±0.55	±0.95	±1.4	±30'	0.1	APPROVED	CHECKED	CHECKED	DESIGN	DRAWN	
©	±0.3	±0.5	±0.8	±1.4	±2	±30'	0.15	T. SCHALLER	G. GREGURIC	KASHIYAMA	G. GREGURIC		
SPECIFIED										MASS	5.30 g		

CUSTOMER		MATL. SEE TABLE		TREAT. & FIN.	
CUSTOMER PART NO.		CUSTOMER DWG NO.		NAME YESC KAIZEN 1.5 SYSTEM CONNECTOR	
OFFICE		TRIAL PART NO.		PART NO. 7283-6454-40, ETC.	
VENDOR				CH. CODE	
VENDOR NO.				DWG NO. 7283-6454-40:R	
				SET DWG NO.	
				YAZAKI	

1

2

3

4

5

A2