

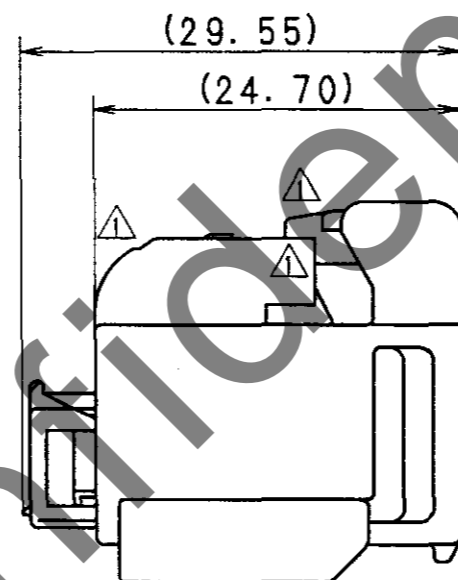
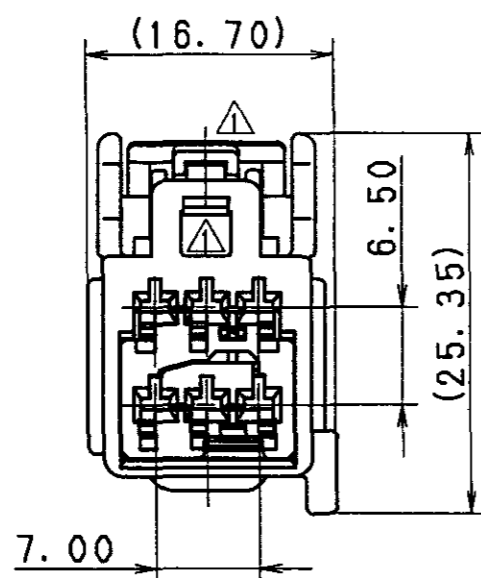
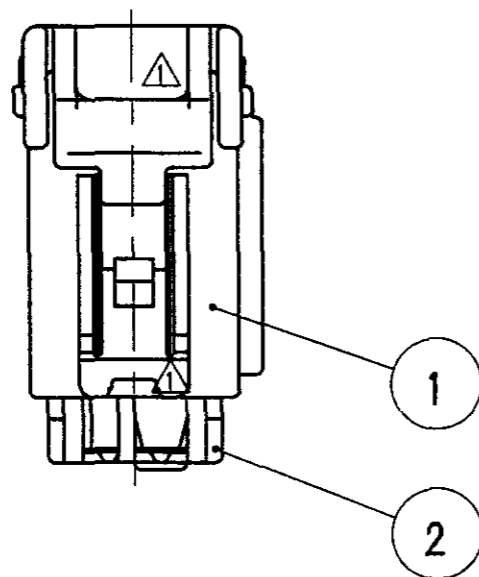
SUB ASS'Y PART NO.	NO.	PART NO.	MATERIAL	COLOR	QTY.
7283-5532-40	①	7183-5532-40	HPA	LIGHT GRAY	1
	②	7158-4152	HPA	NATURAL	1

注 記

- 1. 嵌合相手品番: 7282-5532-40
- 2. 適用端子品番: 7116-4100-02 ETC.

NOTES

- 1. MATING PART NO. : 7282-5532-40
- 2. APPLICABLE TERMINAL PART NO. : 7116-4100-02 ETC.



ISSUE MARK

				CUSTOMER				MATERIAL SPEC.				TREAT. & FIN.				
				CUSTOMER PART NO.				SEE TABLE								
				CUSTOMER DWG NO.				NAME				1.5 SYSTEM CONNECTOR				
△				98.01.30 CHANGED FORM. [A]				OFFICE				TRIAL PART NO.				
95.07.13				NEW				VENDOR				6P (F) SUB ASS'Y				
LET	DATE	REVISION	RECORD	NO.	CHKD	VENDOR NO.				PART NO. 7283-5532-40. [A]						
GENERAL TOLERANCE								DWG TYPE	DWG SOURCE	DWG DATE	UNIT	SCL	ANGLE	CH. CODE		
	10MAX	50MAX	100MAX	250MAX	2500VR	ANGLE	ECCENT	R	NEW	95.07.13	mm	2/1	3	DWG NO. 7283-5532-40:R		
A	±0.15	±0.2	±0.3	±0.5	±0.75	±30'	0.1	APPROVED	CHECKED	CHECKED	DESIGN	DRAWN	SET DWG NO.			
B	±0.2	±0.3	±0.55	±0.95	±1.4	±30'	0.1	遠藤	斎藤	大島	K. OHTAKA	A. SASAKI	YAZAKI CORPORATION			
◎	±0.3	±0.5	±0.8	±1.4	±2	±30'	0.15	198.02.11.	98.2.11	98.02.11	95.06.30	98.01.30				
SPECIFIED							MASS									