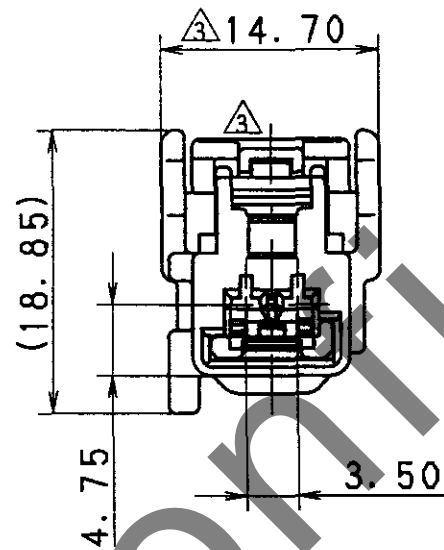
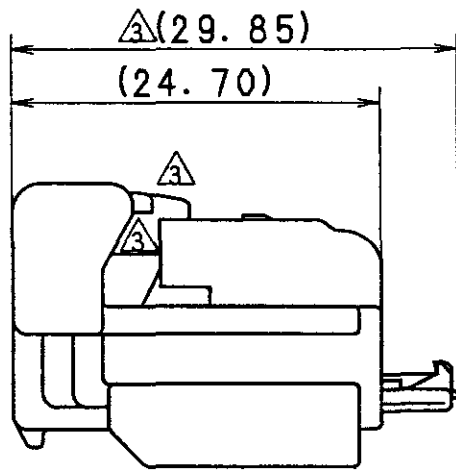
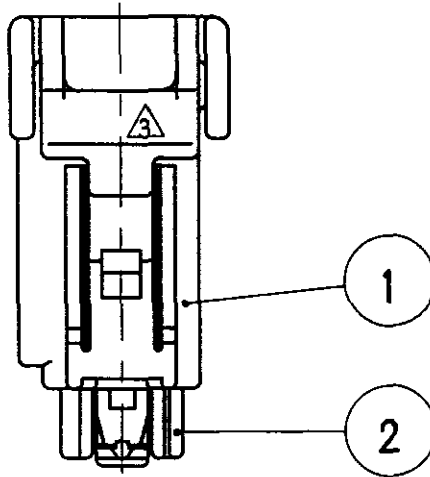


SUB ASS'Y PART NO.	NO.	PART NO.	MATERIAL	COLOR	QTY.
7283-5530-40. Δ	①	7183-5530-40	HPA	LIGHT GRAY	1
	②	7158-4150	HPA	NATURAL	1
7283-5530-50. Δ	①	7183-5530-50	HPA	ORANGE	1
	②	7158-4150	HPA	NATURAL	1
7283-5530-70. Δ	①	7183-5530-70	HPA	YELLOW	1
	②	7158-4150	HPA	NATURAL	1



注記

- Δ 1. 嵌合相手品番 : 7282-5530-40 ETC.
- 2. 通用端子品番 : 7116-4100-02 ETC.

NOTES

- Δ 1. MATING PART NO. : 7282-5530-40 ETC.
- 2. APPLICABLE TERMINAL PART NO. : 7116-4100-02 ETC.

Δ 98.01.30	CHANGED FORM. Δ	C97-M894	H. K			ISSUE MARK	
Δ 97.01.31	ADDED PART NO. & CHANGED FORM.	C96-M435	N. S	CUSTOMER		MATL. SPEC.	TREAT. & FIN.
Δ 96.07.03	ADDED PART NO.	C96-6670	N. S	CUSTOMER PART NO.		SEE TABLE	
95.07.13	NEW	C95-L968	N. S	CUSTOMER DWG NO.		NAME Δ 1.5 SYSTEM CONNECTOR	
LET	DATE	REVISION RECORD NO.	CHKD	OFFICE		2P (F) SUB ASS'Y (TYPE-A)	
GENERAL TOLERANCE				VENDOR		TRIAL PART NO.	
	10MAX	50MAX	100MAX	250MAX	250OVR	ANGLE	ECCENT
A	± 0.15	± 0.2	± 0.3	± 0.5	± 0.75	$\pm 30'$	0.1
B	± 0.2	± 0.3	± 0.55	± 0.95	± 1.4	$\pm 30'$	0.1
©	± 0.3	± 0.5	± 0.8	± 1.4	± 2	$\pm 30'$	0.15
SPECIFIED				VENDOR NO.		PART NO. Δ 7283-5530-40 ETC.	
MASS				APPROVED		CH. CODE	
g				CHECKED		DWG NO. 7283-5530-40:R	
				DESIGN		SET DWG NO.	
				DRAWN		YAZAKI CORPORATION	
				K. OHTAKA			
				A. SASAKI			
				'98.02.11			
				'98.2.11			
				98.02.11			
				95.06.30			
				98.01.30			