

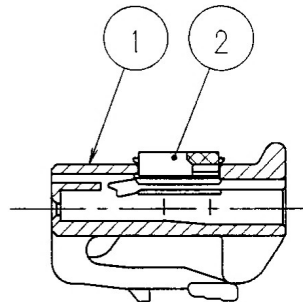
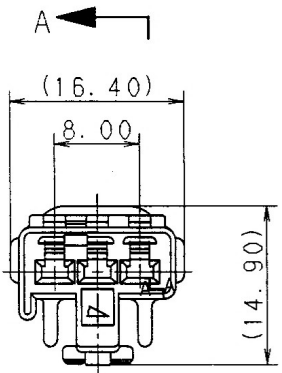
1 2 3

TABLE 1

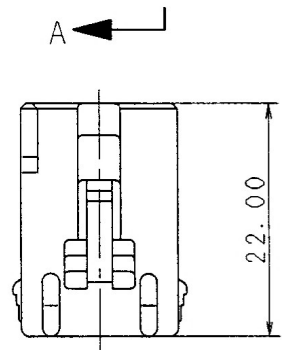
SUB ASSEMBLY PART NO. AND CH. CODE	NO.	PART NO. AND CH. CODE	MATERIAL	COLOR	△ QTY.
7283-1138 ETC.	①	SEE TABLE 2	△ HPA	SEE TABLE 2	1
	②	7157-4096	△ HPA	NATURAL	1

△ TABLE 2

SUB ASSEMBLY PART NO. AND CH. CODE	PART NO. AND CH. CODE	COLOR
7283-1138. △	7183-1138	NATURAL
7283-1138-10. △	7183-1138-10	DARK GRAY
7283-1138-30. △	7183-1138-30	BLACK
7283-1138-40. △	7183-1138-40	LIGHT GRAY
7283-1138-50. △	7183-1138-50	ORANGE
7283-1138-90. △	7183-1138-90	BLUE



SEC. A-A



注記

- △ 1. 联合相手品番 : 7282-1138 ETC.
- △ 2. 適用端子品番 : 7116-4020 ETC.

NOTES

- △ 1. MATING PART NO. : 7282-1138 ETC.
- △ 2. APPLICABLE TERMINAL NO. : 7116-4020 ETC.

ISSUE MARK

△	99.02.03	ELIMINATED COLOR NO. CHANGED MATERIAL & ADDED NOTES. △	C99-L182	T. M	CUSTOMER				MATL. SPEC.	SEE TABLE 1	TREAT. & FIN.				
LET	DATE	REVISION RECORD	NO.	CHKD	CUSTOMER PART NO.	CUSTOMER DWG NO.				NAME 090II 3P CONNECTOR					
		NEW	C91-L834	T. S	OFFICE	TRIAL PART NO.				FEMALE SUB ASSEMBLY					
GENERAL TOLERANCE					VENDOR NO.					PART NO. 7283-1138 ETC.					
	10MAX	50MAX	100MAX	250MAX	2500V	ANGLE	ECCENT	DWG TYPE	DWG SOURCE	DWG DATE	UNIT	SCL	ANGLE	DWG NO.	SET DWG NO.
A	±0.15	±0.2	±0.3	±0.5	±0.75	±30'	0.1	R	NEW	91.12.02	mm	2/1	3	7283-1138:R	
B	±0.2	±0.3	±0.55	±0.95	±1.4	±30'	0.1	APPROVED	CHECKED	CHECKED	DESIGN	DRAWN			
◎	±0.3	±0.5	±0.8	±1.4	±2	±30'	0.15	Y. OHTA		KANAZAWA					
SPECIFIED					MASS	g		YAZAKI CORPORATION							

1 2 3