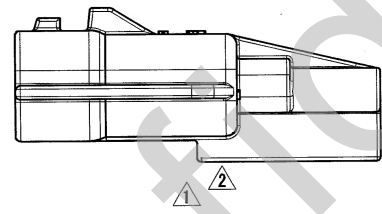
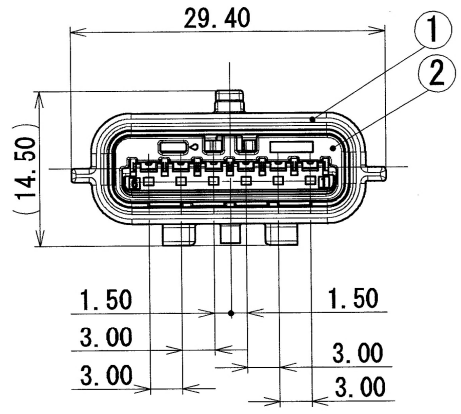
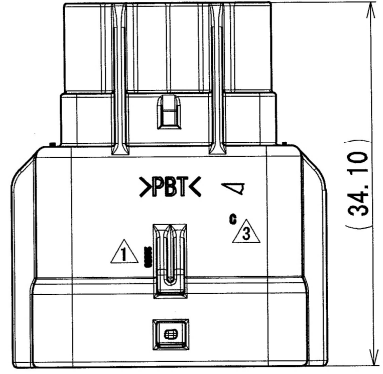


1

2

3

SUB ASSEMBLY PART NO. AND CH. CODE	NO.	PART NO. AND CH. CODE	MATERIAL	COLOR	QTY.
7282-8850-30, C, 3	①	7182-8850-30	PBT	BLACK	1
	②	7158-5596	PBT	3 NATURAL	1



NOTES

- 1. MATING PART NO. : 7283-8850-30
- 2. APPLICABLE TERMINAL NO. : 7114-4415-02 ETC.
- 3. APPLICABLE SEAL RUBBER NO. : 7158-3165-90, 7158-3166-60, 7158-3167-80
7158-3168-80
- 4. APPLICABLE UNUSED CAVITY PLUG: 7158-3169-40

注記

- 1. 嵌合相手品番 : 7283-8850-30
- 2. 適用端子品番 : 7114-4415-02 ETC.
- 3. 適用シム栓品番 : 7158-3165-90, 7158-3166-60, 7158-3167-80
7158-3168-80
- 4. 適用防水栓品番 : 7158-3169-40

ISSUE MARK

③	03/08/07	CHANGED CODE, C	C03-X324	T. Y	CUSTOMER	MATL. SPEC.	SEE TABLE	TREAT. & FIN.							
②	02/12/04	CHANGED FORM, B	C02-Y491	T. Y	CUSTOMER PART NO.	CUSTOMER DWG NO.									
①	02/02/06	ELIMINATE SECTION, ETC.	C02-X199	T. Y			NAME	RH TYPE CONNECTOR 6P							
	01/11/20	NEW	C01-Y135	T. Y	OFFICE	TRIAL PART NO.		SUB ASSEMBLY MALE							
LET	DATE	REVISION RECORD	NO.	CHKD	VENDOR										
GENERAL TOLERANCE					VENDOR NO.										
	10MAX	50MAX	100MAX	250MAX	2500VR	ANGLE	ECCENT	DWG TYPE	DWG SOURCE	DWG DATE	UNIT	SCL	ANGLE	PART NO. CH. CODE	7282-8850-30, C, 3
A	±0.15	±0.2	±0.3	±0.5	±0.75	±30'	0.1	R	NEW	01/11/20	mm	2/1	3	DWG NO.	7282-8850-30:R
B	±0.2	±0.3	±0.55	±0.95	±1.4	±30'	0.1	APPROVED	CHECKED	CHECKED	DESIGN	DRAWN		SET DRW NO.	
C	±0.3	±0.5	±0.8	±1.4	±2	±30'	0.15				M. KASHIYAMA	M. SASSA			
SPECIFIED					MASS	g					01/05/08	03/08/07	YAZAKI CORPORATION		

1

2

3