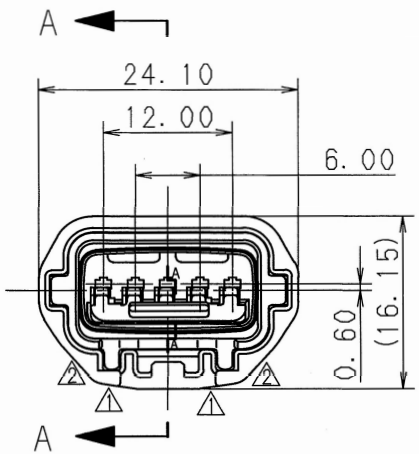

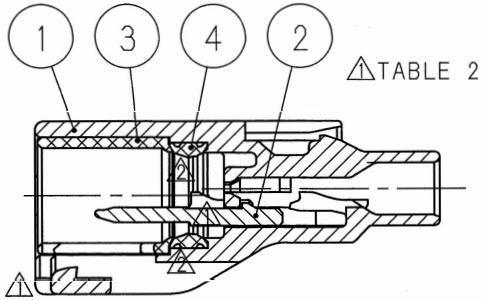

SEC. A-A

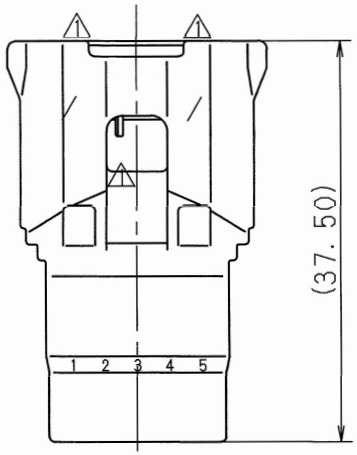

TABLE 1

SUB ASSEMBLY PART NO. AND CH. CODE	NO.	PART NO. AND CH. CODE	MATERIAL	COLOR	QTY.
⚠7282-7652 ETC.	①	⚠SEE TABLE 2	PBT	⚠SEE TABLE 2	1
	②	7157-4378	PBT	NATURAL	1
	③	⚠SEE TABLE 2	PBT	⚠SEE TABLE 2	1
	④	7137-2255	NBR	BLACK	1

SUB ASSEMBLY PART NO. AND CH. CODE	PART NO. AND CH. CODE	PACKING HOLDER PART NO. AND CH. CODE	COLOR
7282-7652, Ⓒ	7182-7652	7157-4244	NATURAL
7282-7652-40, Ⓒ	7182-7652-40	7157-4244-40	LIGHT GRAY

⚠ 注 記

1. 適用端子品番:050 7114-4060-02
(CAVS 0.3~CAVS 0.5, AVS 0.3)

⚠ 2. 嵌合相手品番:7283-7652 ETC.

⚠ NOTES

1. APPLICABLE TERMINAL NO. :050 7114-4060-02
(CAVS 0.3~CAVS 0.5, AVS 0.3)

⚠ 2. MATING PART NO. :7283-7652 ETC.

Confidential

ISSUE MARK

LET	DATE	REVISION RECORD	NO.	CHKD
⚠2	01.03.24	CHANGED FORM,Ⓒ	C01-X312	C.T
⚠1	00.06.15	CHANGED FORM & ADDED COLOR NO.	C00-L762	C.T
	90.10.12	NEW	C90-M137	K.O

GENERAL TOLERANCE

	10MAX	50MAX	100MAX	250MAX	2500VR	ANGLE	ECCENT
A	±0.15	±0.2	±0.3	±0.5	±0.75	±30′	0.1
B	±0.2	±0.3	±0.55	±0.95	±1.4	±30′	0.1
Ⓒ	±0.3	±0.5	±0.8	±1.4	±2	±30′	0.15

SPECIFIED

MASS g

CUSTOMER

CUSTOMER PART NO. | CUSTOMER DWG NO.

OFFICE | TRIAL PART NO.

VENDOR

VENDOR NO.

DWG TYPE	DWG SOURCE	DWG DATE	UNIT	SCL	ANGLE
R	NEW	90.10.12	mm	2/1	3

APPROVED	CHECKED	CHECKED	DESIGN	DRAWN
加藤	山梨	鳥居	WATABE	ISHIJIMA 藤本
'01.04.09	01.04.06	01.04.05	90.10.26	01.03.24

MATL. SPEC. SEE TABLE 1 | TREAT. & FIN.

NAME 050 5P SEALED CONNECTOR HOUSING MALE SUB ASSEMBLY

PART NO CH. CODE ⚠7282-7652 ETC.

DWG NO. 7282-7652:R | SET DWG NO.

YAZAKI CORPORATION