

1

2

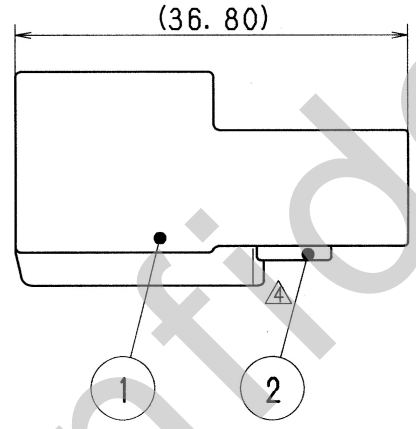
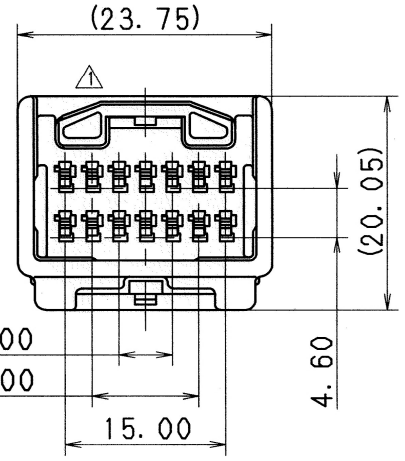
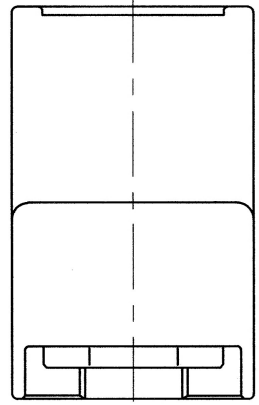
3

TABLE 1

SUB ASSEMBLY PART NO. AND CH. CODE	NO.	PART NO. AND CH. CODE	MATERIAL	COLOR	QTY.
7282-5832 ETC.	①	SEE TABLE 2	PBT	SEE TABLE 2	1
	②	7158-4724	PBT	NATURAL	1

TABLE 2

SUB ASSEMBLY PART NO. AND CH. CODE	PART NO. AND CH. CODE	COLOR
7282-5832	7182-5832	NATURAL
7282-5832-30	7182-5832-30	BLACK
7282-5832-40	7182-5832-40	LIGHT GRAY
7282-5832-51	7182-5832-51	SAE ORANGE
7282-5832-90	7182-5832-90	BLUE



注記

- 1. 嵌合相手品番: 7283-5832 ETC.
- 2. 適用端子品番: 7114-4231-02 ETC.

NOTES

- 1. MATING PART NO. : 7283-5832 ETC.
- 2. APPLICABLE TERMINAL PART NO. : 7114-4231-02 ETC.

△	05/09/26	ADDED COLOR PART NO., ETC.	C05-ZC85	N. T
△	99/07/30	ADDED COLOR NO.	C99-M226	T. M
△	98/06/19	ELIMINATED COLOR NO.	C98-M141	T. M
△	97/05/06	CHANGED FORM	C97-L790	H. K
△	97/03/24	NEW	C97-L585	H. K
LET	DATE	REVISION RECORD	NO.	CHKD

CUSTOMER		MATERIAL SPEC.		TREAT. & FIN.	
CUSTOMER PART NO.		SEE TABLE 1			
OFFICE		NAME		△ 1. 0III (040III) 14P CONNECTOR	
VENDOR		TRIAL PART NO.		HOUSING MALE SUB ASSEMBLY	
VENDOR NO.					

GENERAL TOLERANCE								
	10MAX	50MAX	100MAX	250MAX	2500VR	ANGLE	ECCENT	
A	±0.15	±0.2	±0.3	±0.5	±0.75	±30'	0.1	
B	±0.2	±0.3	±0.55	±0.95	±1.4	±30'	0.1	
◎	±0.3	±0.5	±0.8	±1.4	±2	±30'	0.15	
SPECIFIED							MASS	g

DWG TYPE	DWG SOURCE	DWG DATE	UNIT	SCL	ANGLE
R	NEW	97/03/24	mm	2:1	3
APPROVED	CHECKED	CHECKED	DESIGN	DRAWN	
<i>(Signature)</i>	<i>(Signature)</i>	<i>(Signature)</i>	T. MIWA	E. PANTONI	
05.09.28	05.09.27	05.09.26	96/05/28	05/09/26	

PART NO. 7282-5832 ETC.		TREAT. & FIN.	
CH. CODE			
DWG NO. 7282-5832:R		SET DWG NO.	
YAZAKI CORPORATION			

1

2

3

