

1

2

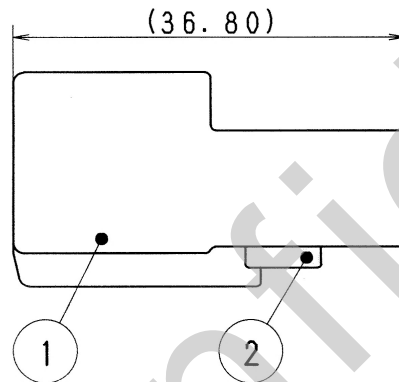
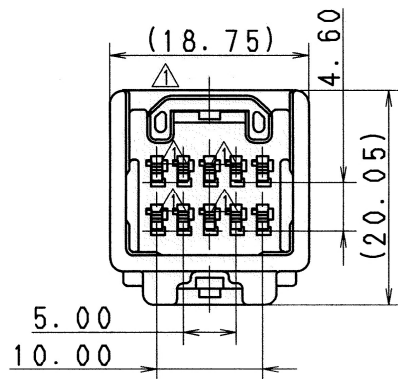
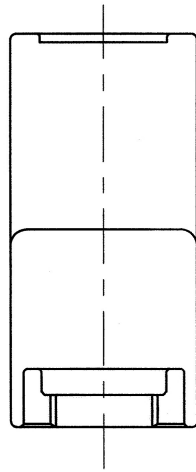
3

TABLE 1

SUB ASSEMBLY PART NO. AND CH. CODE	NO.	PART NO. AND CH. CODE	MATERIAL	COLOR	QTY.
△ 7282-5831 ETC.	①	SEE TABLE 2	PBT	SEE TABLE 2	1
	②	7158-4722	PBT	NATURAL	1

TABLE 2

SUB ASSEMBLY PART NO. AND CH. CODE	PART NO. AND CH. CODE	COLOR
△ 7282-5831	7182-5831	NATURAL
△ 7282-5831-51	7182-5831-51	SAE ORANGE
△ 7282-5831-90	7182-5831-90	BLUE



注記

- △ 1. 嵌合相手品番 : 7283-5831 ETC.
 △ 2. 適用端子品番 : 7114-4231-02 ETC.

NOTES

- △ 1. MATING PART NO. : 7283-5831 ETC.
 △ 2. APPLICABLE TERMINAL NO. : 7114-4231-02 ETC.

△ 05/09/26	ADDED COLOR PART NO., ETC.	C05-ZD12	N. T					ISSUE MARK							
△ 99/02/11	ADDED COLOR NO. & CHANGED NOTE	C99-L402	T. M	CUSTOMER				MATL. SPEC.	TREAT. & FIN.						
△ 98/07/14	CHANGED NOTE	C98-M139	T. M	CUSTOMER PART NO.		CUSTOMER DWG NO.		NAME △ 1. 0Ⅲ (040Ⅲ) 10P CONNECTOR							
△ 97/05/06	CHANGED FORM	C97-L788	H. K	OFFICE		TRIAL PART NO.		HOUSING MALE SUB ASSEMBLY							
△ 97/03/24	NEW	C97-L580	H. K	VENDOR				PART NO. △ 7282-5831 ETC.							
LET	DATE	REVISION RECORD NO.	CHKD	VENDOR NO.				DWG NO. 7282-5831:R							
GENERAL TOLERANCE				VENDOR NO.				SET DWG NO.							
	10MAX	50MAX	100MAX	250MAX	2500VR	ANGLE	ECCENT	DWG TYPE	DWG SOURCE	DWG DATE	UNIT	SCL	ANGLE	PART NO. △ 7282-5831 ETC.	
A	±0.15	±0.2	±0.3	±0.5	±0.75	±30'	0.1	R	NEW	97/03/24	mm	2:1	3	DWG NO. 7282-5831:R	
B	±0.2	±0.3	±0.55	±0.95	±1.4	±30'	0.1	APPROVED	CHECKED	CHECKED	DESIGN	DRAWN		SET DWG NO.	
©	±0.3	±0.5	±0.8	±1.4	±2	±30'	0.15	T. MIWA		E. PANTONI		YAZAKI CORPORATION			
SPECIFIED			MASS	g		05.09.28		05.09.27		05.9.26		96/05/16		05/09/26	

1

2

3