

1

2

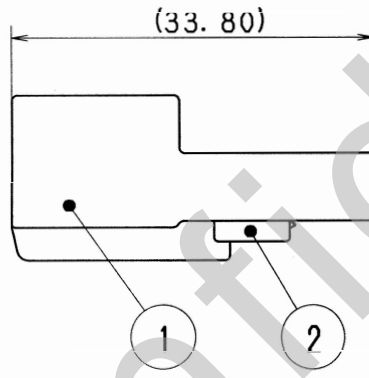
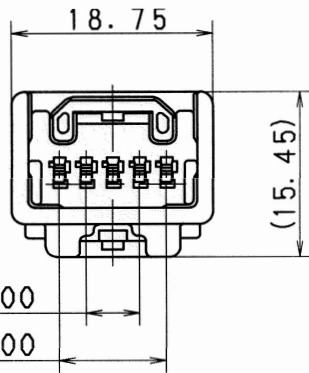
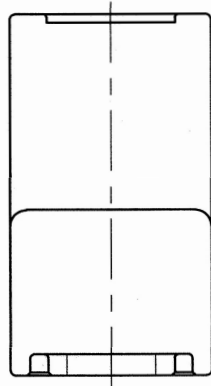
3

TABLE 1

SUB ASSEMBLY PART NO. AND CH. CODE	NO.	PART NO. AND CH. CODE	MATERIAL	COLOR	QTY.
7282-5830 ETC.	①	SEE TABLE 2	PBT	SEE TABLE 2	1
	②	7158-472i △(7B58-4721)	PBT	NATURAL	1

TABLE 2

SUB ASSEMBLY PART NO. AND CH. CODE	PART NO. AND CH. CODE	COLOR
7282-5830, △	7182-5830	NATURAL
7282-5830-30, △	7182-5830-30	BLACK
7282-5830-51, △	7182-5830-51	SAE ORANGE
7282-5830-70, △ (7C82-5830-70, △)	7182-5830-70 (7B82-5830-70)	YELLOW
7282-5830-90, △	7182-5830-90	BLUE



注記

- △ 1. 嵌合相手品番 : 7283-5830 ETC. (7C83-5830 ETC.)
- △ 2. 適用端子品番 : 7114-4233-08 (金), 7114-4233-02 (錫)
- △ 3. ( ) 内品番は、エアバッグ (A/B) 回路及び特別管理回路に使用する時に適用すること。

NOTES

- △ 1. MATING PART NO. : 7283-5830 ETC. (7C83-5830 ETC.)
- △ 2. APPLICABLE TERMINAL NO. : 7114-4233-08 (GOLD), 7114-4233-02 (TIN)
- △ 3. PART NUMBERS IN PARENTHESIS SHALL BE USED FOR AIR BAG (A/B) CIRCUITS AND OTHER CIRCUITS DESIGNATED FOR SPECIAL MONITORING.

ISSUE MARK

△ 05/09/19	ADDED COLOR PART NO., ETC.	C05-ZC82	N. T	CUSTOMER	MATL. SPEC.	SEE TABLE 1	TREAT. & FIN.
△ 98/07/14	ELIMINATED COLOR NO.	C98-M140	T. M	CUSTOMER PART NO.	NAME △ 1. 0Ⅲ (040Ⅲ) 5P CONNECTOR		
97/05/23	NEW	C97-L859	H. K	OFFICE	HOUSING MALE SUB ASSEMBLY		
LET	DATE	REVISION RECORD NO.	CHKD	VENDOR	PART NO. △ 7282-5830 ETC. (7C82-5830-70)		
GENERAL TOLERANCE				VENDOR NO.	DWG NO. 7282-5830:R		
	10MAX	50MAX	100MAX	250MAX	2500VR	ANGLE	ECCENT
A	±0.15	±0.2	±0.3	±0.5	±0.75	±30'	0.1
B	±0.2	±0.3	±0.55	±0.95	±1.4	±30'	0.1
③	±0.3	±0.5	±0.8	±1.4	±2	±30'	0.15
SPECIFIED				MASS	DWG NO. 7282-5830:R		
				g	YAZAKI CORPORATION		

1

2

3