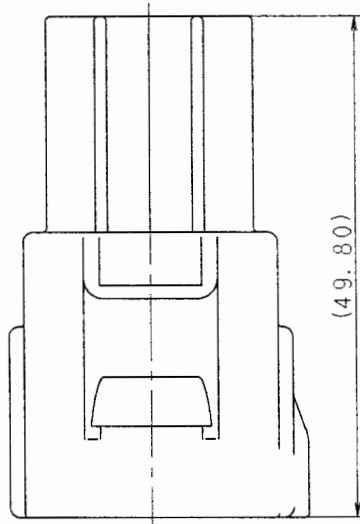
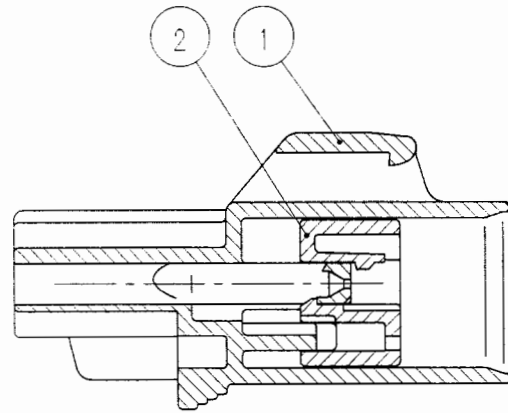


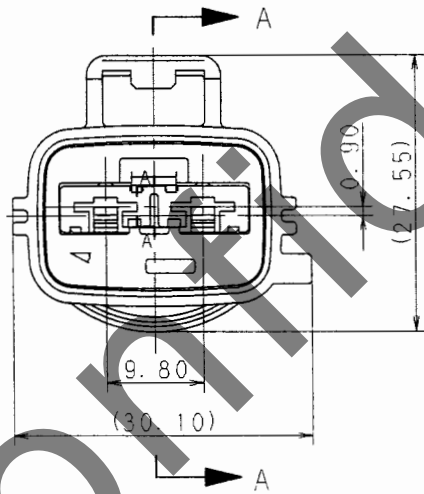
SUB ASSEMBLY PART NO. AND CH. CODE	NO.	PART NO. AND CH. CODE	MATERIAL	COLOR	QTY.
7282-5596-10. <b>A</b>	①	7182-5596-10	HPA	DARK GRAY	1
	②	7158-4218	HPA	NATURAL	1



(49.80)



SEC. A-A



(0.90)

9.80

(30.10)


(27.55)

注記

- △ 1. 嵌合相手品番 : 7283-5596-10 ETC.
- △ 2. 適用端子品番 : 7114-4140-02 ETC.
- △ 3. 適用ゴム栓品番 : 7158-3081-50 ETC.
- △ 4. 適用防水栓品番 : 7158-3080-60

NOTES

- △ 1. MATING PART NO. : 7283-5596-10 ETC.
- △ 2. APPLICABLE TERMINAL PART NO. : 7114-4140-02 ETC.
- △ 3. APPLICABLE WIRE SEAL PART NO. : 7158-3081-50 ETC.
- △ 4. APPLICABLE PLUG PART NO. : 7158-3080-60



ISSUE MARK

<table border="1"> <tr> <td>△</td> <td>99.11.22</td> <td>ADDED NOTES</td> <td>C99-M761</td> <td>M.K</td> <td>CUSTOMER</td> <td></td> <td></td> <td></td> <td></td> </tr> <tr> <td>△</td> <td>99.06.29</td> <td>CHANGED FORM. <b>A</b></td> <td>C99-L783</td> <td>M.K</td> <td>CUSTOMER PART NO.</td> <td></td> <td></td> <td></td> <td></td> </tr> <tr> <td></td> <td>97.05.06</td> <td>NEW</td> <td>C97-L786</td> <td>H.K</td> <td>CUSTOMER DWG NO.</td> <td></td> <td></td> <td></td> <td></td> </tr> <tr> <td>LET</td> <td>DATE</td> <td>REVISION RECORD</td> <td>NO.</td> <td>CHKD</td> <td>OFFICE</td> <td></td> <td></td> <td></td> <td></td> </tr> <tr> <td></td> <td></td> <td></td> <td></td> <td></td> <td>VENDOR</td> <td></td> <td></td> <td></td> <td></td> </tr> <tr> <td colspan="5">GENERAL TOLERANCE</td> <td colspan="5">VENDOR NO.</td> </tr> <tr> <td></td> <td>10MAX</td> <td>50MAX</td> <td>100MAX</td> <td>250MAX</td> <td>250QVR</td> <td>ANGLE</td> <td>ECCENT</td> <td>DWG TYPE</td> <td>DWG SOURCE</td> <td>DWG DATE</td> <td>UNIT</td> <td>SCL</td> <td>ANGLE</td> </tr> <tr> <td>A</td> <td>±0.15</td> <td>±0.2</td> <td>±0.3</td> <td>±0.5</td> <td>±0.75</td> <td>±30'</td> <td>0.1</td> <td>R</td> <td>NEW</td> <td>97.05.06</td> <td>mm</td> <td>2/1</td> <td>3</td> </tr> <tr> <td>B</td> <td>±0.2</td> <td>±0.3</td> <td>±0.55</td> <td>±0.95</td> <td>±1.4</td> <td>±30'</td> <td>0.1</td> <td>APPROVED</td> <td>CHECKED</td> <td>CHECKED</td> <td>DESIGN</td> <td>DRAWN</td> <td></td> </tr> <tr> <td>(C)</td> <td>±0.3</td> <td>±0.5</td> <td>±0.8</td> <td>±1.4</td> <td>±2</td> <td>±30'</td> <td>0.15</td> <td>酒井</td> <td>下田</td> <td>永野</td> <td>IWAHORI</td> <td>T. YAMANE</td> <td></td> </tr> <tr> <td colspan="5">SPECIFIED</td> <td>MASS</td> <td colspan="8"></td> </tr> <tr> <td colspan="5"></td> <td>g</td> <td colspan="8"></td> </tr> </table>										△	99.11.22	ADDED NOTES	C99-M761	M.K	CUSTOMER					△	99.06.29	CHANGED FORM. <b>A</b>	C99-L783	M.K	CUSTOMER PART NO.						97.05.06	NEW	C97-L786	H.K	CUSTOMER DWG NO.					LET	DATE	REVISION RECORD	NO.	CHKD	OFFICE										VENDOR					GENERAL TOLERANCE					VENDOR NO.						10MAX	50MAX	100MAX	250MAX	250QVR	ANGLE	ECCENT	DWG TYPE	DWG SOURCE	DWG DATE	UNIT	SCL	ANGLE	A	±0.15	±0.2	±0.3	±0.5	±0.75	±30'	0.1	R	NEW	97.05.06	mm	2/1	3	B	±0.2	±0.3	±0.55	±0.95	±1.4	±30'	0.1	APPROVED	CHECKED	CHECKED	DESIGN	DRAWN		(C)	±0.3	±0.5	±0.8	±1.4	±2	±30'	0.15	酒井	下田	永野	IWAHORI	T. YAMANE		SPECIFIED					MASS														g									MATT. SPEC. SEE TABLE		TREAT. & FIN.	
△	99.11.22	ADDED NOTES	C99-M761	M.K	CUSTOMER																																																																																																																																																								
△	99.06.29	CHANGED FORM. <b>A</b>	C99-L783	M.K	CUSTOMER PART NO.																																																																																																																																																								
	97.05.06	NEW	C97-L786	H.K	CUSTOMER DWG NO.																																																																																																																																																								
LET	DATE	REVISION RECORD	NO.	CHKD	OFFICE																																																																																																																																																								
					VENDOR																																																																																																																																																								
GENERAL TOLERANCE					VENDOR NO.																																																																																																																																																								
	10MAX	50MAX	100MAX	250MAX	250QVR	ANGLE	ECCENT	DWG TYPE	DWG SOURCE	DWG DATE	UNIT	SCL	ANGLE																																																																																																																																																
A	±0.15	±0.2	±0.3	±0.5	±0.75	±30'	0.1	R	NEW	97.05.06	mm	2/1	3																																																																																																																																																
B	±0.2	±0.3	±0.55	±0.95	±1.4	±30'	0.1	APPROVED	CHECKED	CHECKED	DESIGN	DRAWN																																																																																																																																																	
(C)	±0.3	±0.5	±0.8	±1.4	±2	±30'	0.15	酒井	下田	永野	IWAHORI	T. YAMANE																																																																																																																																																	
SPECIFIED					MASS																																																																																																																																																								
					g																																																																																																																																																								
NAME										6.3 SYSTEM SEALED CONNECTOR																																																																																																																																																			
										2P (M) SUB ASSEMBLY																																																																																																																																																			
PART NO. CH. CODE										7282-5596-10. <b>A</b>																																																																																																																																																			
DWG NO.										7282-5596-10 : R																																																																																																																																																			
SET DWG NO.																																																																																																																																																													
YAZAKI CORPORATION																																																																																																																																																													