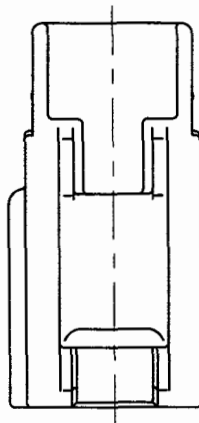


SUB ASS'Y NO.	NO.	PART NO.	MATERIAL	COLOR	QTY.
7282-5532-40	①	7182-5532-40	HPA	LIGHT GRAY	1
	②	7158-4157	HPA	NATURAL	1



註記

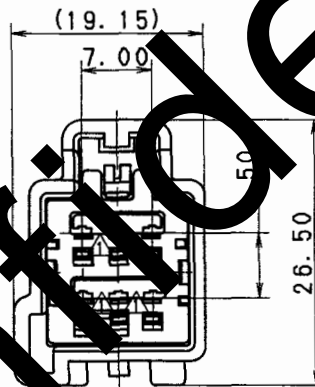
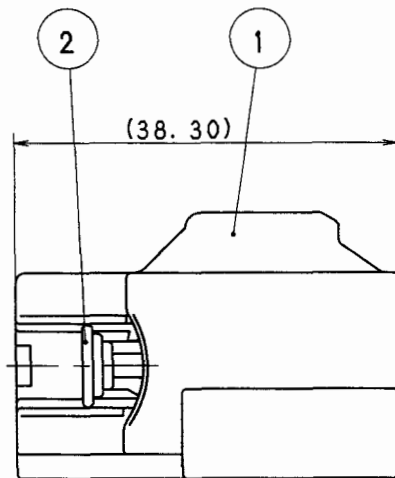
1. 組合相手品番 : 7283-5532-40

2. 適用端子品番 : 7114-4100-02 ETC.

NOTES

1. MATING PART NO. : 7283-5532-40

2. APPLICABLE TERMINAL PART NO. : 7114-4100-02 ETC.



ISSUE MARK

CUSTOMER		CUSTOMER PART NO.		CUSTOMER DWG NO.		MATT. SPEC.		SEE TABLE		TREAT. & FIN.													
98.01.30		CHANGED FORM.		C97-M919		NAME		1.5 SYSTEM CONNECTOR															
95.07.13		NEW		C95-L978		TRIAL PART NO.		6P (M) SUB ASS'Y															
LET	DATE	REVISION RECORD	NO.	CHKD	VENDOR	VENDOR NO.		PART NO. 7282-5532-40. A															
GENERAL TOLERANCE						DWG TYPE		DWG SOURCE		DWG DATE		UNIT		SCL		ANGLE		PART NO. CH. CODE		DWG NO.		SET DWG NO.	
	10MAX	50MAX	100MAX	250MAX	250R	ANGLE	ECCENT	R	NEW	95.07.13	mm	2/1	3					7282-5532-40:R					
A	±0.15	±0.2	±0.3	±0.5	±0.75		0.1	APPROVED	CHECKED	CHECKED	DESIGN	DRAWN											
B	±0.2	±0.3	±0.55	±0.95	±1.4	±30'	0.1	遠藤 春藤 大高		K. OHTAKA		TAKEUCHI											
C	±0.3	±0.5	±0.8	±1.4	±2	±30'	0.15			98.02.11		98.02.11		98.02.11		95.06.30		98.01.30					
SPECIFIED						MASS														YAZAKI CORPORATION			

Confidential