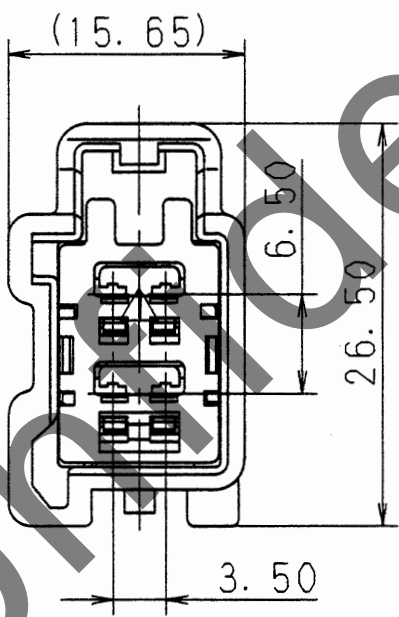
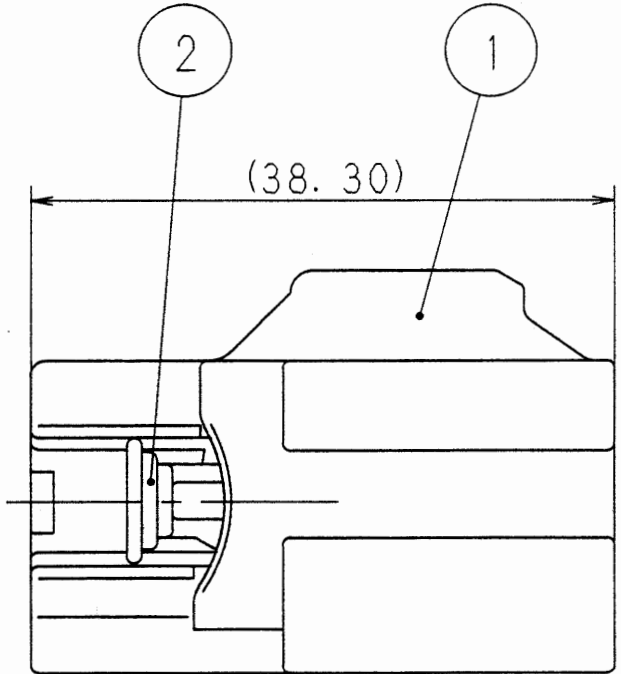
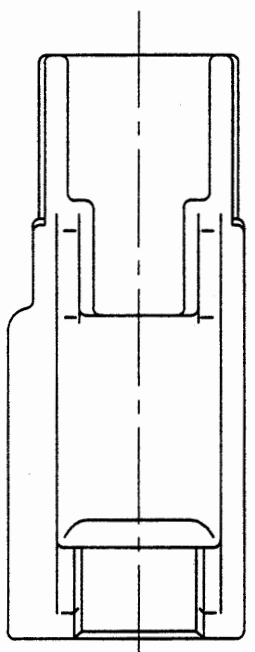


SUB ASSEMBLY PART NO. AND CH. CODE	NO.	PART NO. AND CH. CODE	MATERIAL	COLOR	QTY.
7282-5531-30	①	7182-5531-30	HPA	BLACK	1
	②	7158-4156	HPA	NATURAL	1
7282-5531-40. \square	①	7182-5531-40	HPA	LIGHT GRAY	1
	②	7158-4156	HPA	NATURAL	1
7282-5531-50	①	7182-5531-50	HPA	ORANGE	1
	②	7158-4156	HPA	NATURAL	1
7282-5531-70. \square	①	7182-5531-70	HPA	YELLOW	1
	②	7158-4156	HPA	NATURAL	1



注記

- 1. 嵌合相手品番 : 7283-5531-40 ETC.
- 2. 適用端子品番 : 7114-4100-02 ETC.

NOTES

- 1. MATING PART NO. : 7283-5531-40 ETC.
- 2. APPLICABLE TERMINAL PART NO. : 7114-4100-02 ETC.

ISSUE MARK

01.09.28		ADDED PART NO.	C01-X917	K. O	CUSTOMER		MATERIAL SPEC.		SEE TABLE		TREAT. & FIN.				
98.01.30		ADDED PART NO. \square	C97-M895	H. K	CUSTOMER PART NO.		NAME		1.5 SYSTEM CONNECTOR						
95.07.13		NEW	C95-L973	N. S	CUSTOMER DWG NO.		NAME		4P (M) SUB ASSEMBLY (TYPE-A)						
LET	DATE	REVISION RECORD	NO.	CHKD	OFFICE		TRIAL PART NO.								
GENERAL TOLERANCE				VENDOR		VENDOR NO.		PART NO. CH. CODE		7282-5531-40 ETC.					
	10MAX	50MAX	100MAX	250MAX	2500VR	ANGLE	ECCENT	DWG TYPE	DWG SOURCE	DWG DATE	UNIT	SCL	ANGLE		
A	± 0.15	± 0.2	± 0.3	± 0.5	± 0.75	$\pm 30'$	0.1	R	NEW	95.07.13	mm	2/1	3		
B	± 0.2	± 0.3	± 0.55	± 0.95	± 1.4	$\pm 30'$	0.1	APPROVED	CHECKED	CHECKED	DESIGN	DRAWN	DWG NO.		
©	± 0.3	± 0.5	± 0.8	± 1.4	± 2	$\pm 30'$	0.15				K. OHTAKA	OHKUBO	7282-5531-40:R	SET DWG NO.	
SPECIFIED				MASS		9		APPROVED		CHECKED		DESIGN		DRAWN	
								01.10.01		01.10.01		95.06.30		01.09.28	
														YAZAKI CORPORATION	