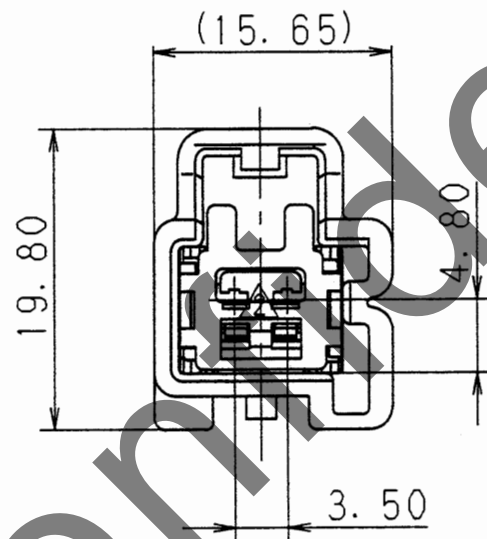
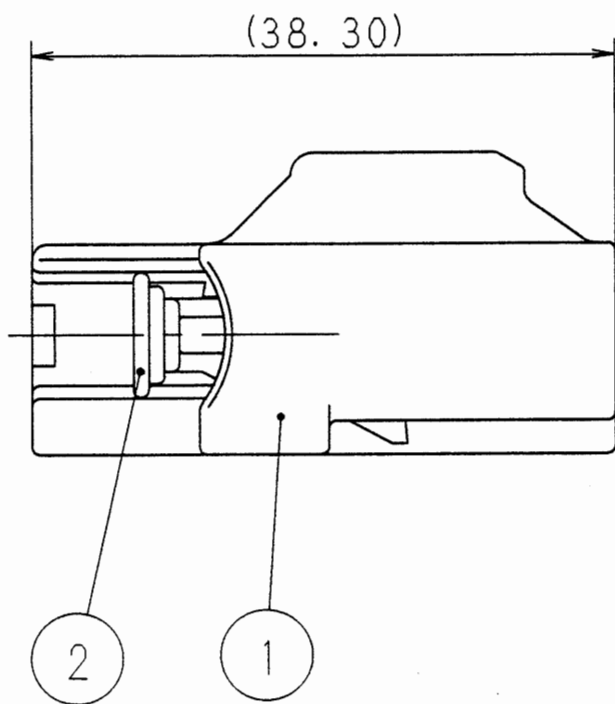
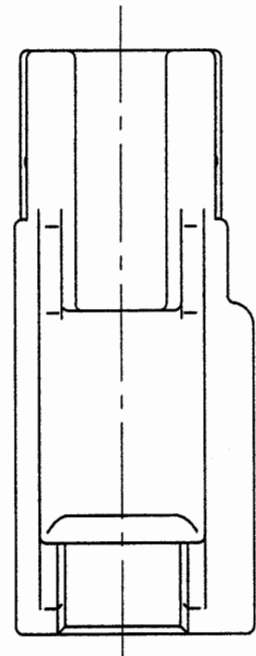


B

A

B

A



SUB ASSEMBLY PART NO. AND CH. CODE	NO.	PART NO. AND CH. CODE	MATERIAL	COLOR	QTY.
7282-5530-30	①	7182-5530-30	HPA	BLACK	1
	②	7158-4155	HPA	NATURAL	1
7282-5530-40. \square	①	7182-5530-40	HPA	LIGHT GRAY	1
	②	7158-4155	HPA	NATURAL	1
7282-5530-50. \square	①	7182-5530-50	HPA	ORANGE	1
	②	7158-4155	HPA	NATURAL	1
7282-5530-70	①	7182-5530-70	HPA	YELLOW	1
	②	7158-4155	HPA	NATURAL	1

注記

- △ 1. 嵌合相手品番 : 7283-5530-40 ETC.
- 2. 適用端子品番 : 7114-4100-02 ETC.

NOTES

- △ 1. MATING PART NO. : 7283-5530-40 ETC.
- 2. APPLICABLE TERMINAL PART NO. : 7114-4100-02 ETC.

ISSUE MARK

△	01.09.20	ADDED PART NO.	C01-X917	K. O	CUSTOMER		MATERIAL SPEC.		SEE TABLE	TREAT. & FIN.			
△	98.01.30	CHANGED FORM & ADDED PART NO. \square	C97-M917	H. K	CUSTOMER PART NO.		CUSTOMER DWG NO.		NAME △ 1.5 SYSTEM CONNECTOR				
△	96.10.11	ADDED PART NO.	C96-M434	A. Y	OFFICE		TRIAL PART NO.		2P (M) SUB ASSEMBLY (TYPE-A)				
	95.07.13	NEW	C95-L972	N. S	VENDOR				PART NO. CH. CODE △ 7282-5530-40 ETC.				
LET	DATE	REVISION RECORD	NO.	CHKD	VENDOR NO.				DWG NO. 7282-5530-40:R		SET DWG NO.		
GENERAL TOLERANCE					DWG TYPE	DWG SOURCE	DWG DATE	UNIT	SCL	ANGLE	YAZAKI CORPORATION		
	10MAX	50MAX	100MAX	250MAX	2500VR	ANGLE	ECCENT						
A	±0.15	±0.2	±0.3	±0.5	±0.75	±30'	0.1	R	NEW	95.07.13	mm	2/1	3
B	±0.2	±0.3	±0.55	±0.95	±1.4	±30'	0.1	APPROVED	CHECKED	CHECKED	DESIGN	DRAWN	
©	±0.3	±0.5	±0.8	±1.4	±2	±30'	0.15				K. OHTAKA	OHKUBO	
SPECIFIED				MASS							95.06.30 01.09.20		