

1

2

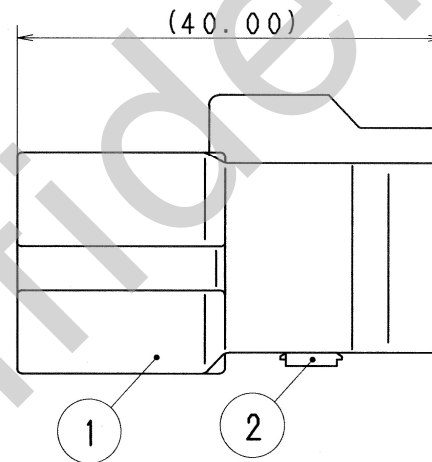
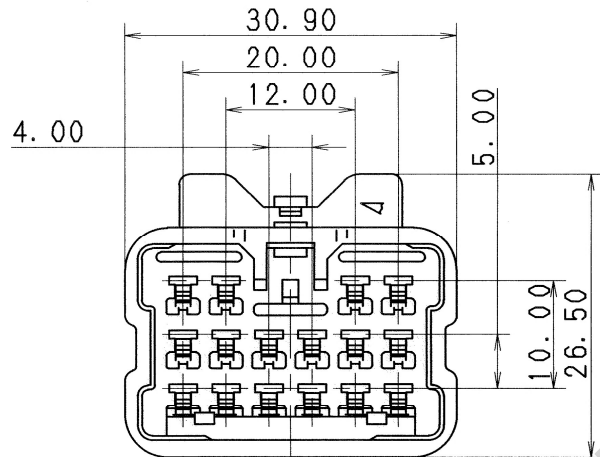
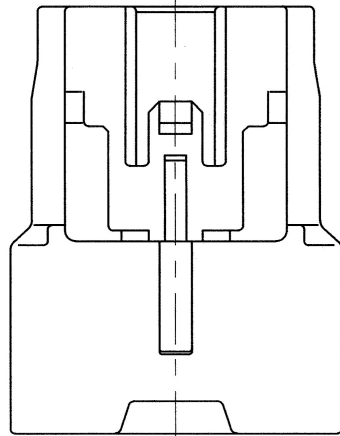
3

TABLE 1

SUB ASSEMBLY PART NO. AND CH. CODE	NO.	PART NO. AND CH. CODE	MATERIAL	COLOR	△QTY.
7282-1160 ETC.	①	SEE TABLE 2	PBT	SEE TABLE 2	1
	②	7157-4032 △	PBT	NATURAL	1

TABLE 2

SUB ASSEMBLY PART NO. AND CH. CODE	PART NO. AND CH. CODE	COLOR
7282-1160.△	7182-1160	NATURAL
7282-1160-10.△	7182-1160-10	DARK GRAY
7282-1160-30.△	7182-1160-30	BLACK
7282-1160-40.△	7182-1160-40	LIGHT GRAY
7282-1160-50.△	7182-1160-50	ORANGE
7282-1160-60.△	7182-1160-60	GREEN
7282-1160-80.△	7182-1160-80	BROWN
7282-1160-90.△	7182-1160-90	BLUE



## 注記

- 嵌合相手品番: 7283-1160 ETC.
- 適用端子品番: 7114-4020 ETC.

## NOTES

- MATING PART NO. : 7283-1160 ETC.
- APPLICABLE TERMINAL NO. : 7114-4020 ETC.

ISSUE MARK

△	06/05/23	CHANGED PART NAME, ETC., △	C06-Z586	H. T	CUSTOMER	CUSTOMER PART NO.		CUSTOMER DWG NO.		MATL. SPEC.	SEE TABLE 1	TREAT. & FIN.			
△	93/09/20	CHANGED SPACER COLOR	C93-L960	H. A											
	90/05/24	NEW	C90-L550	H. Y	OFFICE	TRIAL PART NO.		NAME △ 2.3Ⅱ 16P CONNECTOR							
LET	DATE	REVISION RECORD	NO.	CHKD	VENDOR	VENDOR NO.		SUB ASSEMBLY MALE							
GENERAL TOLERANCE															
	10MAX	50MAX	100MAX	250MAX	250OVR	ANGLE	ECCENT	DWG TYPE	DWG SOURCE	DWG DATE	UNIT	SCL	ANGLE	PART NO. CH. CODE	7282-1160 ETC.
A	±0.15	±0.2	±0.3	±0.5	±0.75	±30'	0.1	R	NEW	90/05/24	mm	2:1	3	DWG NO.	7282-1160:R
B	±0.2	±0.3	±0.55	±0.95	±1.4	±30'	0.1	APPROVED	CHECKED	CHECKED	DESIGN	DRAWN	SET DWG NO.		
Ⓒ	±0.3	±0.5	±0.8	±1.4	±2	±30'	0.15	小野 三輪			Y. OHTA	L. SYLUNCIA	YAZAKI CORPORATION		
SPECIFIED					MASS	g	06.05.31	06.05.29			89/05/22	06/05/23			

1

2

3