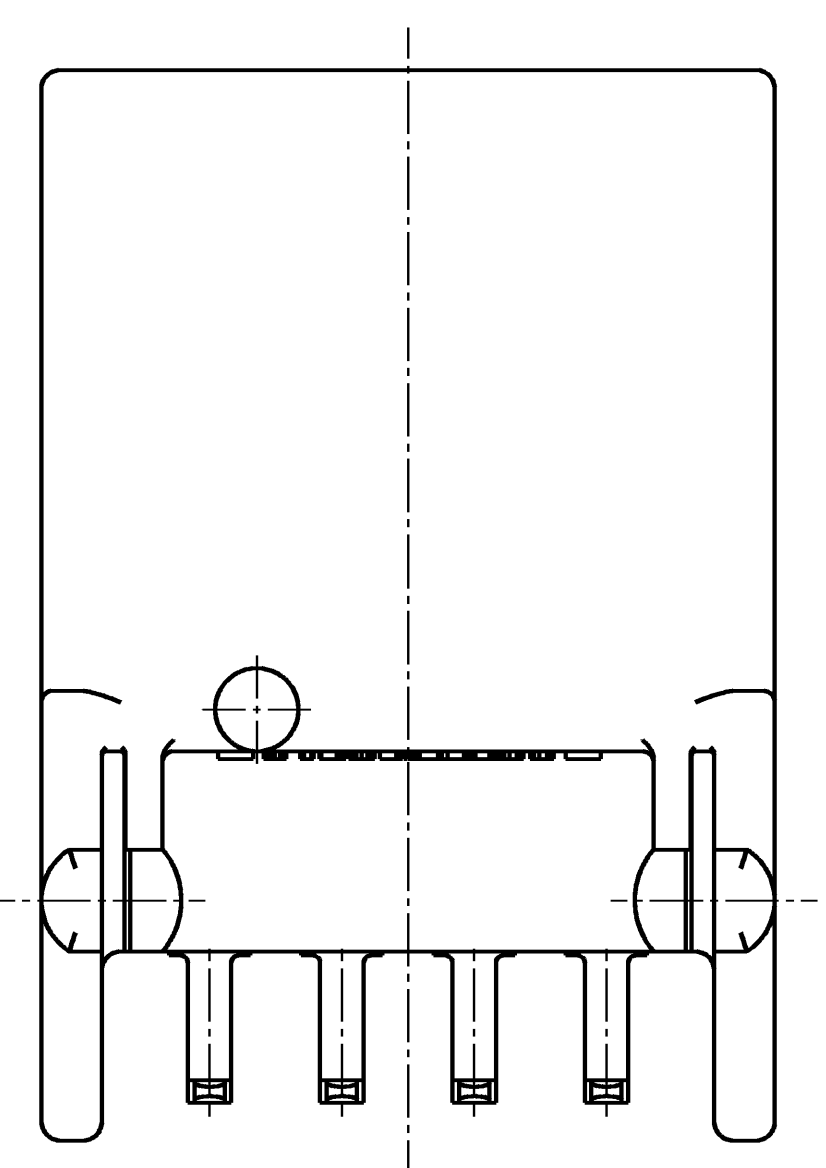
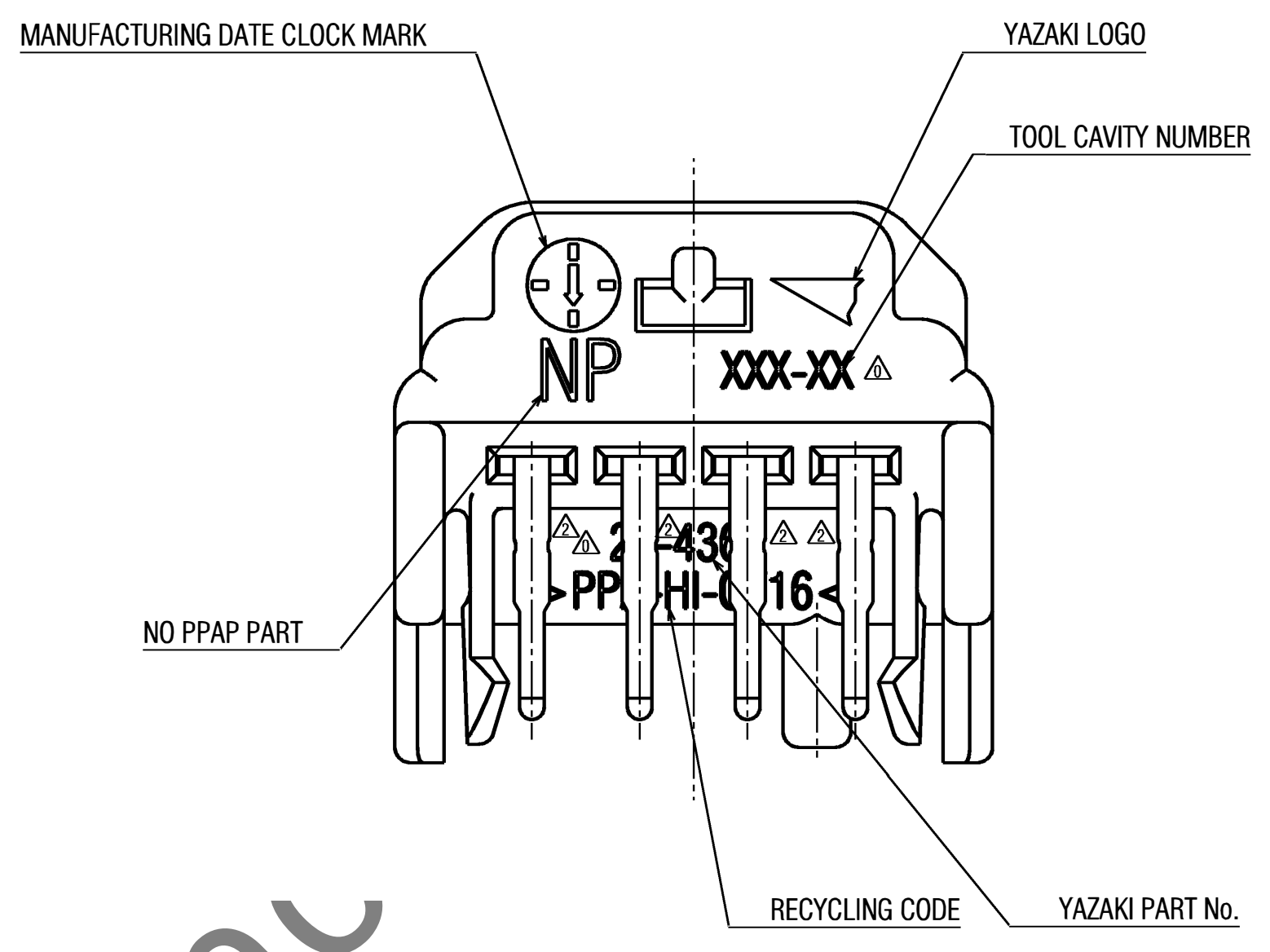
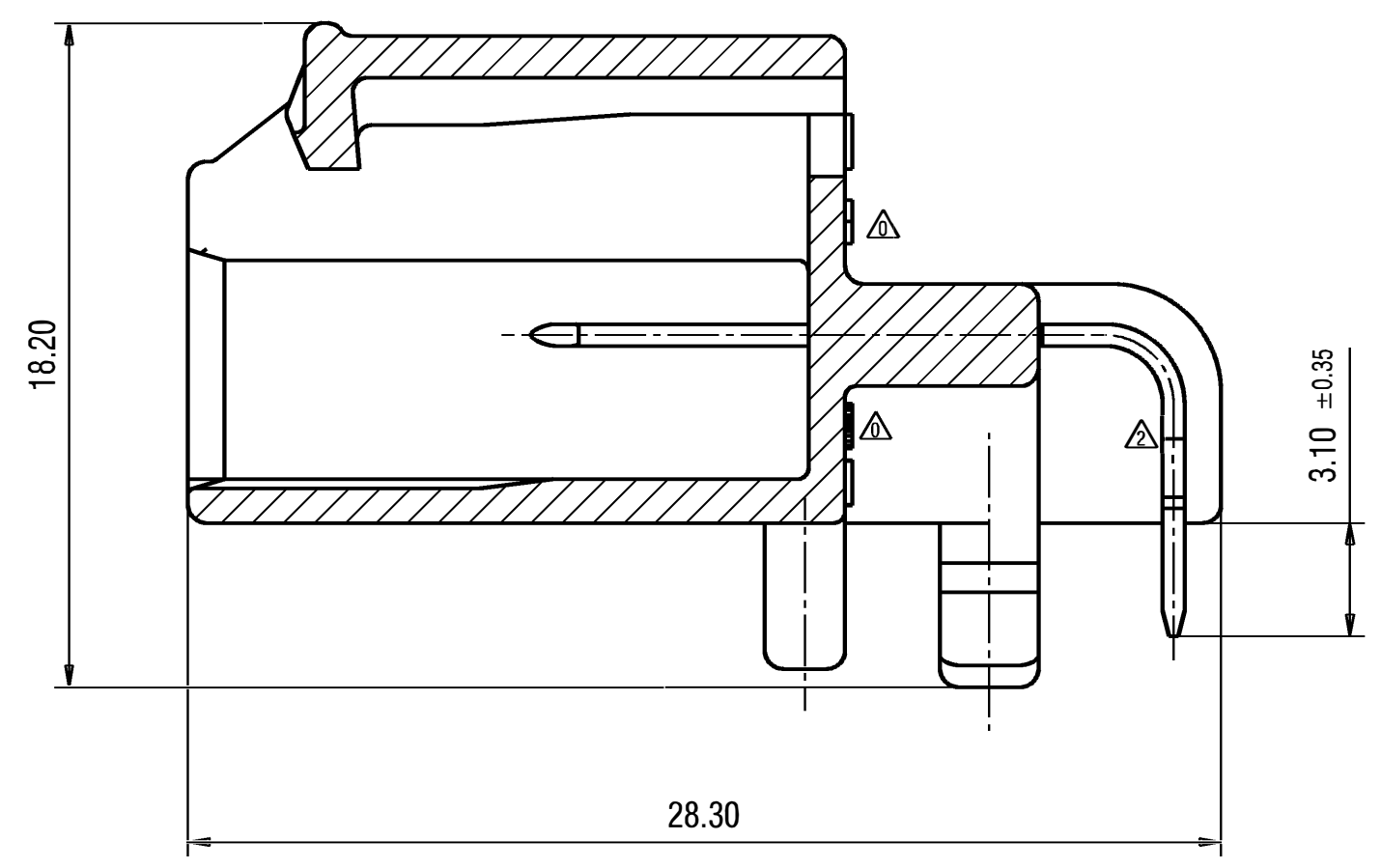
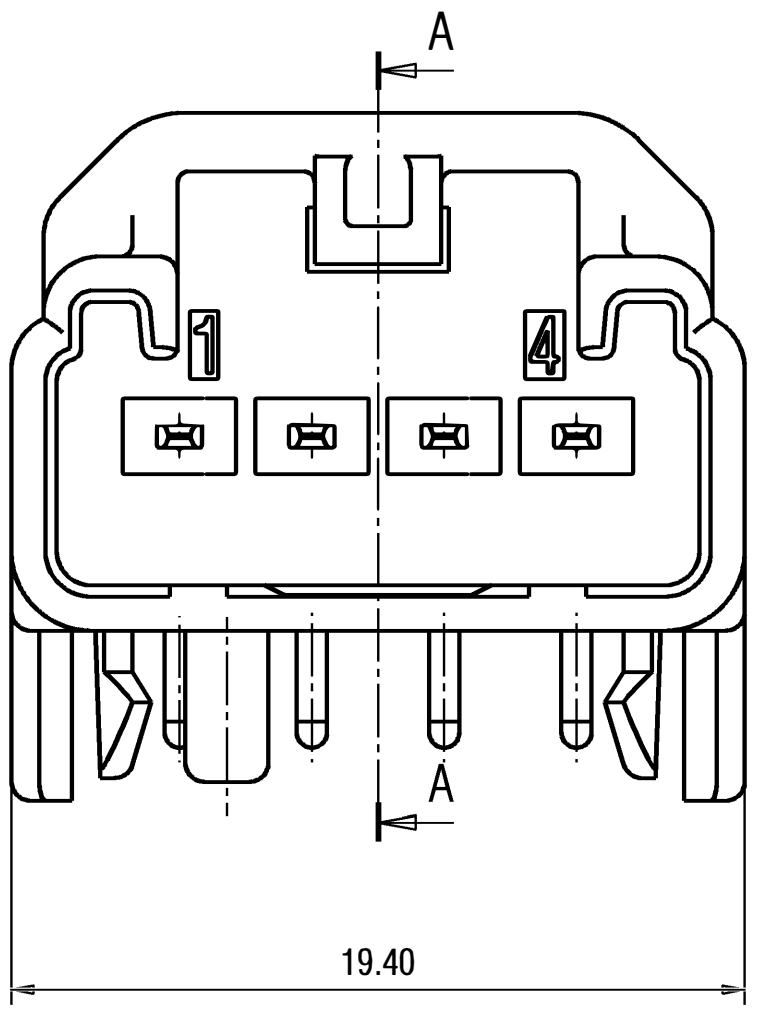
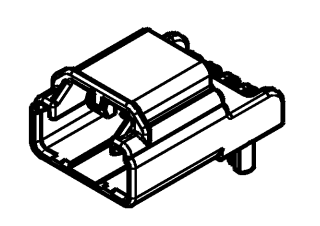


- NOTES:
1. MATERIAL: SEE TABLE;
 2. COLOR: SEE TABLE;
 3. APPLICABLE TERMINALS: SEE TABLE;
 4. MATING PRODUCT: SEE TABLE;
 5. FOR GENERAL GEOMETRICAL TOLERANCE SEE TABLE (ECCENT= ECCENTRICITY);
 6. HANDLING MANUAL: YPES-15-1813.;
 7. THE MATERIALS USED IN THIS PRODUCT ARE IN CONFORMITY WITH REQUIREMENTS OF EU ELV 2000/53/EC DIRECTIVE AND ASSOCIATED DOCUMENTS.
 8. INTERFACE IS ACCORDING DRAWING 7289-7837-30:A



SECTION A-A

Reference



ISOMETRIC VIEW (SCALE 1:1)

ISSUE MARK

DATE	REVISION RECORD	NO.	CHKD
08.06.2021.	CHANGED TERMINAL DESIGN	Y21-0413	J.V.
25.04.2019.	ADDED VERSIONS	Y19-0378	D.V.
20.02.2018.	NEW	Y18-0168	D.V.

GENERAL TOLERANCE						
	10MAX	50MAX	100MAX	250MAX	2500VR	
A	±0.15	±0.2	±0.3	±0.5	±0.75	±30° 0.1
B	±0.2	±0.3	±0.55	±0.95	±1.4	±30° 0.1
©	±0.3	±0.5	±0.8	±1.4	±2	±30° 0.15

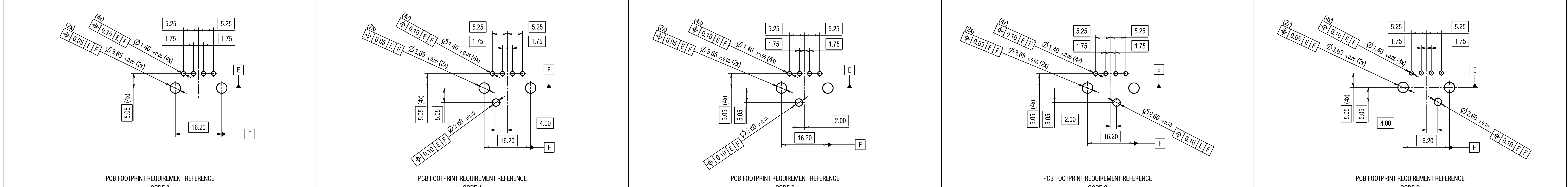
CUSTOMER		CUSTOMER DWG. NO.		MATERIAL SPEC.		TREAT. & FIN.	
CUSTOMER PART NO.		CUSTOMER DWG. NO.		SEE NOTES		SEE NOTES	
OFFICE YEL-K		TRIAL PART NO.		NAME			
VENDOR		X41682-E224, ETC.		1.2 NWP SYSTEM CONNECTOR			
VENDOR NO.				4P PCB HEADER ASSEMBLY 90°			
DWG. TYPE	DWG. SOURCE	DWG. DATE	UNIT	SCL	ANGLE	PART NO.	CH. CODE
R	NEW	20.02.2018	mm	5/1	3	7225-4360-30, ETC.	
APPROVED	CHECKED	CHECKED	DESIGN	DRAWN		DWG. NO.	SET DWG. NO.
G.GREGURIC	D.VIDA	J.SOSTAR	J.VLAHOVIC	J.VLAHOVIC		7225-4360-30:R, 1/3	
SPECIFIED		MASS SEE TABLE					
08.06.2021.		08.06.2021.		24.11.2016.		08.06.2021.	




A1

CODING OVERVIEW

CODE D		CODE A		CODE B		CODE C		CODE D	
YAZAKI ASSEMBLY PART NUMBER	7225-4359-20	YAZAKI ASSEMBLY PART NUMBER	7225-4360-30	YAZAKI ASSEMBLY PART NUMBER	7289-7837-30	YAZAKI ASSEMBLY PART NUMBER	7289-7838-90	YAZAKI ASSEMBLY PART NUMBER	7289-7839-90
CUSTOMER PART NO.	T.B.D.	CUSTOMER PART NO.	T.B.D.	CUSTOMER PART NO.	T.B.D.	CUSTOMER PART NO.	T.B.D.	CUSTOMER PART NO.	T.B.D.
MASS	2.98 g	MASS	3.06 g	MASS	3.03 g	MASS	3.01 g	MASS	3.03 g
MATING PRODUCT PART NO.	7289-7837-30, ETC.	MATING PRODUCT PART NO.	7225-4360-30	MATING PRODUCT PART NO.	7289-7837-30	MATING PRODUCT PART NO.	7289-7838-90	MATING PRODUCT PART NO.	7289-7839-90
YAZAKI ASSEMBLY PART NUMBER	7225-4359-20	YAZAKI ASSEMBLY PART NUMBER	7225-4360-30	YAZAKI ASSEMBLY PART NUMBER	7289-7837-30	YAZAKI ASSEMBLY PART NUMBER	7289-7838-90	YAZAKI ASSEMBLY PART NUMBER	7289-7839-90
CUSTOMER PART NO.	T.B.D.	CUSTOMER PART NO.	T.B.D.	CUSTOMER PART NO.	T.B.D.	CUSTOMER PART NO.	T.B.D.	CUSTOMER PART NO.	T.B.D.
MASS	2.98 g	MASS	3.06 g	MASS	3.03 g	MASS	3.01 g	MASS	3.03 g
MATING PRODUCT PART NO.	7289-7837-30, ETC.	MATING PRODUCT PART NO.	7225-4360-30	MATING PRODUCT PART NO.	7289-7837-30	MATING PRODUCT PART NO.	7289-7838-90	MATING PRODUCT PART NO.	7289-7839-90
YAZAKI ASSEMBLY PART NUMBER	7225-4359-20	YAZAKI ASSEMBLY PART NUMBER	7225-4360-30	YAZAKI ASSEMBLY PART NUMBER	7289-7837-30	YAZAKI ASSEMBLY PART NUMBER	7289-7838-90	YAZAKI ASSEMBLY PART NUMBER	7289-7839-90
CUSTOMER PART NO.	T.B.D.	CUSTOMER PART NO.	T.B.D.	CUSTOMER PART NO.	T.B.D.	CUSTOMER PART NO.	T.B.D.	CUSTOMER PART NO.	T.B.D.
MASS	2.98 g	MASS	3.06 g	MASS	3.03 g	MASS	3.01 g	MASS	3.03 g
MATING PRODUCT PART NO.	7289-7837-30, ETC.	MATING PRODUCT PART NO.	7225-4360-30	MATING PRODUCT PART NO.	7289-7837-30	MATING PRODUCT PART NO.	7289-7838-90	MATING PRODUCT PART NO.	7289-7839-90



CODE 0		CODE A		CODE B		CODE C		CODE D	
YAZAKI ASSEMBLY PART NUMBER	7225-4359-20	YAZAKI ASSEMBLY PART NUMBER	7225-4360-30	YAZAKI ASSEMBLY PART NUMBER	7289-7837-30	YAZAKI ASSEMBLY PART NUMBER	7289-7838-90	YAZAKI ASSEMBLY PART NUMBER	7289-7839-90
CUSTOMER PART NO.	T.B.D.	CUSTOMER PART NO.	T.B.D.	CUSTOMER PART NO.	T.B.D.	CUSTOMER PART NO.	T.B.D.	CUSTOMER PART NO.	T.B.D.
MASS	2.98 g	MASS	3.06 g	MASS	3.03 g	MASS	3.01 g	MASS	3.03 g
MATING PRODUCT PART NO.	7289-7837-30, ETC.	MATING PRODUCT PART NO.	7225-4360-30	MATING PRODUCT PART NO.	7289-7837-30	MATING PRODUCT PART NO.	7289-7838-90	MATING PRODUCT PART NO.	7289-7839-90
YAZAKI ASSEMBLY PART NUMBER	7225-4359-20	YAZAKI ASSEMBLY PART NUMBER	7225-4360-30	YAZAKI ASSEMBLY PART NUMBER	7289-7837-30	YAZAKI ASSEMBLY PART NUMBER	7289-7838-90	YAZAKI ASSEMBLY PART NUMBER	7289-7839-90
CUSTOMER PART NO.	T.B.D.	CUSTOMER PART NO.	T.B.D.	CUSTOMER PART NO.	T.B.D.	CUSTOMER PART NO.	T.B.D.	CUSTOMER PART NO.	T.B.D.
MASS	2.98 g	MASS	3.06 g	MASS	3.03 g	MASS	3.01 g	MASS	3.03 g
MATING PRODUCT PART NO.	7289-7837-30, ETC.	MATING PRODUCT PART NO.	7225-4360-30	MATING PRODUCT PART NO.	7289-7837-30	MATING PRODUCT PART NO.	7289-7838-90	MATING PRODUCT PART NO.	7289-7839-90
YAZAKI ASSEMBLY PART NUMBER	7225-4359-20	YAZAKI ASSEMBLY PART NUMBER	7225-4360-30	YAZAKI ASSEMBLY PART NUMBER	7289-7837-30	YAZAKI ASSEMBLY PART NUMBER	7289-7838-90	YAZAKI ASSEMBLY PART NUMBER	7289-7839-90
CUSTOMER PART NO.	T.B.D.	CUSTOMER PART NO.	T.B.D.	CUSTOMER PART NO.	T.B.D.	CUSTOMER PART NO.	T.B.D.	CUSTOMER PART NO.	T.B.D.
MASS	2.98 g	MASS	3.06 g	MASS	3.03 g	MASS	3.01 g	MASS	3.03 g
MATING PRODUCT PART NO.	7289-7837-30, ETC.	MATING PRODUCT PART NO.	7225-4360-30	MATING PRODUCT PART NO.	7289-7837-30	MATING PRODUCT PART NO.	7289-7838-90	MATING PRODUCT PART NO.	7289-7839-90



REV	DATE	DESCRIPTION	BY	CHKD
1	08.06.2021	CHANGED TERMINAL DESIGN	Y21-0413	J.V.
2	25.04.2019	ADDED VERSIONS	Y19-0378	D.V.
3	20.02.2018	NEW	Y18-0168	D.V.

CUSTOMER		CUSTOMER DWG. NO.		MATERIAL SPEC.		SEE NOTES		TREAT & FIN.		SEE NOTES	
OFFICE: YEL-K		TRIAL PART NO.		NAME		1.2 NWP SYSTEM CONNECTOR		4P PCB HEADER ASSEMBLY 90°		SET DWG. NO.	
VENDOR		VENDOR NO.		DWG. SOURCE		DWG. DATE		UNIT		PART NO.	
G.GREGURIC		D.VIDA		D.VIDA		20.02.2018		mm		7225-4360-30, ETC.	
G.GREGURIC		D.VIDA		D.VIDA		24.11.2016		mm		7225-4360-30R, 2/3	
G.GREGURIC		D.VIDA		D.VIDA		08.06.2021		mm		7225-4360-30R, 2/3	
G.GREGURIC		D.VIDA		D.VIDA		08.06.2021		mm		7225-4360-30R, 2/3	

