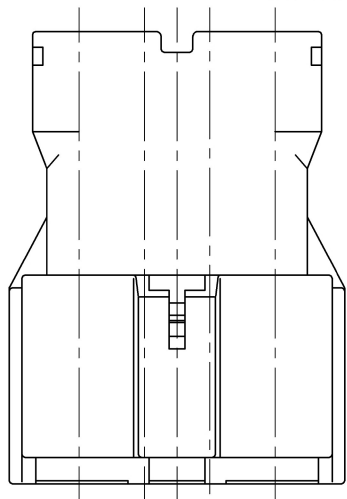


TABLE 1

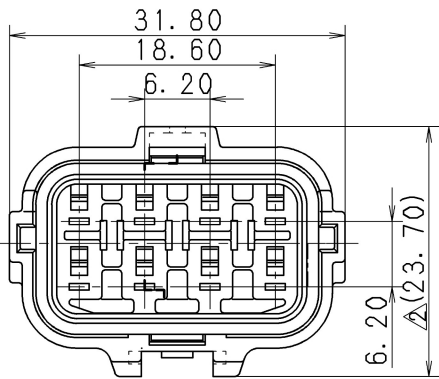
SUB ASSEMBLY PART NO. AND CH. CODE	NO.	PART NO. AND CH. CODE	PART NAME	MATERIAL	COLOR	QTY.
7222-7484-40 ETC.	①	SEE TABLE 2	SWP-TYPE HOUSING 8P M	PBT	SEE TABLE 2	1
	②	7137-1554-80	SWP-TYPE LIP PACKING 8P	SILICONE RUBBER	RED-IRON	1

TABLE 2

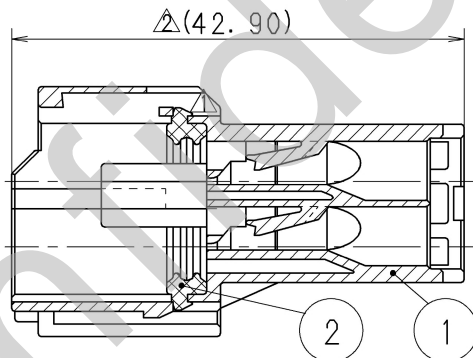
SUB ASSEMBLY PART NO. AND CH. CODE	PART NO. AND CH. CODE	COLOR
7222-7484-30	7122-7484-30	BLACK
7222-7484-40	7122-7484-40	GRAY



A ←



A ←



SEC. A-A

注記

- 1. かん合相手品番 : 7123-7484-40 ETC.
- 2. 適用端子品番 : 7114-1471 ETC.
- 3. 適用リアホルダ品番 : 7157-7817-80
- 4. 適用ゴム栓品番 : 7157-7897-60 ETC.
- 5. 適用空栓品番 : 7157-8767-80 ETC.

NOTES

- 1. MATING PART NO. : 7123-7484-40 ETC.
- 2. APPLICABLE TERMINAL PART NO. : 7114-1471 ETC.
- 3. APPLICABLE REAR HOLDER PART NO. : 7157-7817-80
- 4. APPLICABLE WIRE SEAL PART NO. : 7157-7897-60 ETC.
- 5. APPLICABLE PLUG PART NO. : 7157-8767-80 ETC.

ISSUE MARK

								CUSTOMER				MATL. SPEC. △ SEE TABLE 1		TREAT. & FIN.					
								CUSTOMER PART NO.				CUSTOMER DWG NO.							
								OFFICE				TRIAL PART NO.							
								VENDOR				NAME △ SWP-TYPE HOUSING 8P M							
								VENDOR NO.				SUB ASSEMBLY							
△ GENERAL TOLERANCE								DWG TYPE		DWG SOURCE		DWG DATE		UNIT		SCL		ANGLE	
		10MAX	50MAX	100MAX	250MAX	250OVR	ANGLE	ECCENT	R	RENEW	93.12.20	mm	2:1	PART NO. 7222-7484-40 ETC.					
A	±0.15	±0.2	±0.3	±0.5	±0.75	±30'	0.1	APPROVED		CHECKED		DESIGN		DRAWN		DWG NO. 7222-7484-30 : R			
B	±0.2	±0.3	±0.55	±0.95	±1.4	±30'	0.1	H. KONDO		T. KOBAYASHI		T. WATANABE		KODAMA		J. CANDO			
(C)	±0.3	±0.5	±0.8	±1.4	±2	±30'	0.15	11.04.25		11.04.25		11.04.25		88.01.23		11.04.25			
SPECIFIED								MASS		YAZAKI CORPORATION									