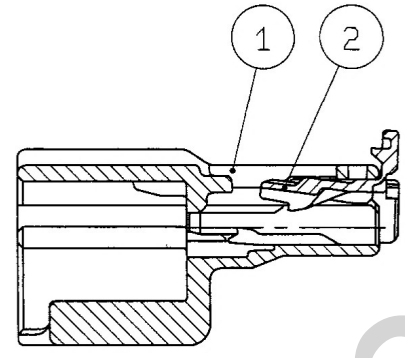
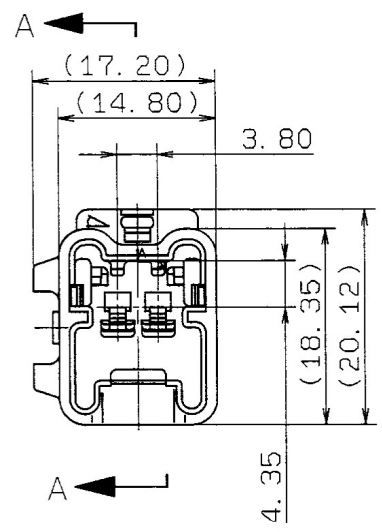


1

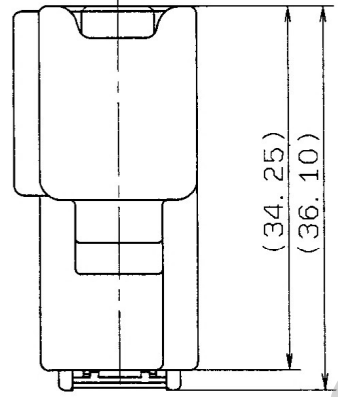
2

3

SUB ASSEMBLY PART NO. AND CH. CODE	NO.	PART NO. AND CH. CODE	MATERIAL	COLOR	QTY.
7222-6710 △(7C22-6710)	①	7122-6710 △(7B22-6710)	PBT	NATURAL	1
	②	7157-6130-30 △(7B57-6130-30)	PP	BLACK	1



SEC. A-A



注記

- 1. 嵌合相手品番 : 7223-6710
- 2. 適用端子品番 : 7114-1535-02 ETC.
- △ 3. ( )内品番は、エアバッグ(A/B)回路及び特別管理回路に使用する時に適用すること。

NOTES

- 1. MATING PART NO. : 7223-6710
- 2. APPLICABLE TERMINAL NO. : 7114-1535-02 ETC.
- △ 3. PART NUMBERS IN PARENTHESIS SHALL BE USED FOR AIR BAG (A/B) CIRCUITS AND OTHER CIRCUITS DESIGNATED FOR SPECIAL MONITORING.

ISSUE MARK

										CUSTOMER			MATL. SPEC.			TREAT. & FIN.		
										CUSTOMER PART NO.			CUSTOMER DWG NO.			NAME		
△ 98.12.03 ADDED A/B PART NO. C98-M998 T. Y													NS TYPE CONNECTOR HOUSING					
93.04.29 NEW C93-L491 H. F										OFFICE			TRIAL PART NO.					
LET DATE REVISION RECORD NO. CHKD										VENDOR			2P SUB ASSEMBLY MALE					
GENERAL TOLERANCE										VENDOR NO.			PART NO. △7222-6710 (7C22-6710)					
	10MAX	50MAX	100MAX	250MAX	2500VR	ANGLE	ECCENT	DWG TYPE	DWG SOURCE	DWG DATE	UNIT	SCL	ANGLE	CH. CODE				
A	±0.15	±0.2	±0.3	±0.5	±0.75	±30'	0.1	R	NEW	93.04.29	mm	2/1	3	△7222-6710 (7C22-6710)				
B	±0.2	±0.3	±0.55	±0.95	±1.4	±30'	0.1	APPROVED	CHECKED	CHECKED	DESIGN	DRAWN		DWG NO. 7222-6710:R				
©	±0.3	±0.5	±0.8	±1.4	±2	±30'	0.15			M. TSUJI		YOSHIDA		SET DWG NO.				
SPECIFIED										MASS			YAZAKI CORPORATION					
										g			98.12.11 98.12.11 98.12.03 93.02.09 98.12.03					

1

2

3