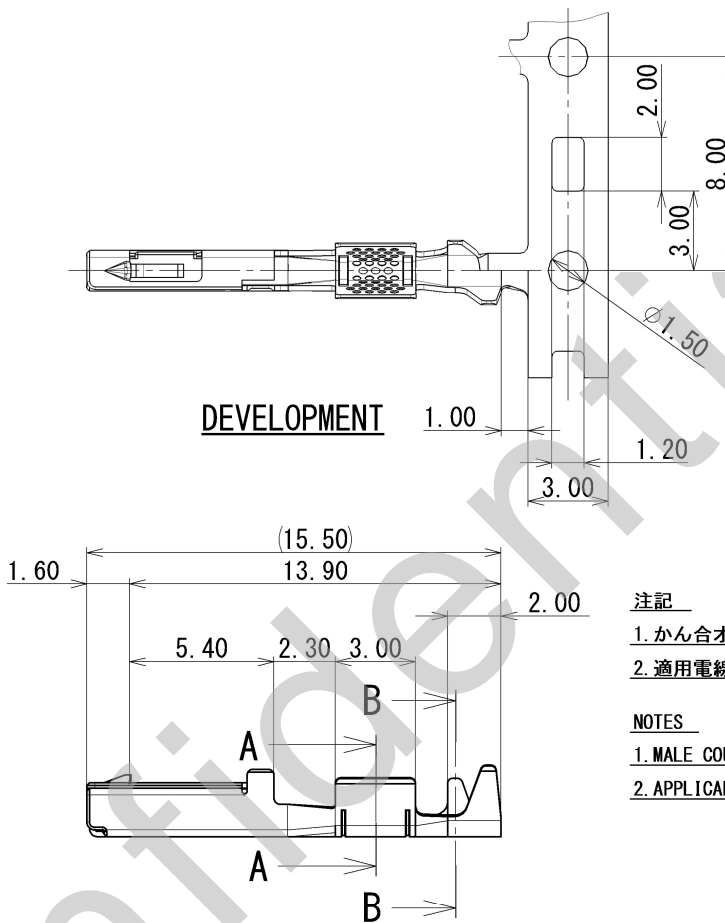
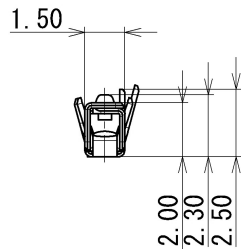
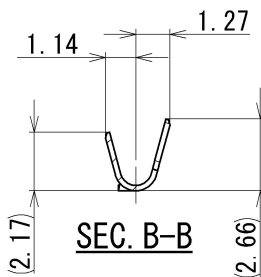
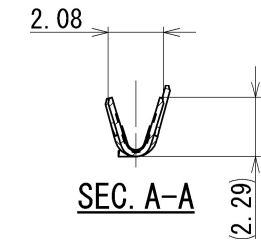


B

B

A

A



注記

1. かん合オス端子品番 : 7195-0157-02

2. 適用電線サイズ : CAVUS 0.3~CAVS 0.5

NOTES

1. MALE COUNTERPART NO. : 7195-0157-02

2. APPLICABLE WIRE SIZE : CAVUS 0.3 ~ CAVS 0.5

GENERAL TOLERANCE											
	10 MAX	50 MAX	100 MAX	250 MAX	250 OVR	R5 MAX	R10 MAX	R20 MAX	R20 OVR	ANGLE	ECCENT
A	±0.15	±0.2	±0.3	±0.5	±0.75					±3°	0.1
B	±0.2	±0.3	±0.55	±0.95	±1.4	±0.2	±0.3	±0.5	±2.5	±3°	0.1
◎	±0.3	±0.5	±0.8	±1.4	±2					±3°	0.15

ISSUE MARK

					CUSTOMER					MATL. SPEC. BRASS (t=0.20)			TREAT. & FIN. TIN PLATING																										
					CUSTOMER PART NO.					CUSTOMER DWG NO.																													
2014/08/27					NEW					C14-P174			D. J																										
LET					DATE					REVISION RECORD			NO.		CHKD																								
GENERAL TOLERANCE												VENDOR NO.																											
												DWG TYPE		DWG SOURCE		DWG DATE		UNIT		SCL		ANGLE																	
												R		NEW		2014/08/27		mm		5:1		3																	
A					±0.15					±0.2					±0.3					±0.5					±0.75					±30'					0.1				
B					±0.2					±0.3					±0.55					±0.95					±1.4					±30'					0.1				
C					±0.3					±0.5					±0.8					±1.4					±2					±30'					0.15				
SPECIFIED												MASS				APPROVED				CHECKED				DESIGN				DRAWN											
												S. CHIBA				Y. WADA				Y. WADA				D. JIN															
												2014/08/27				2014/08/27				2014/07/01				2014/08/27															
												PART NO. 7196-0158-02												CH. CODE															
												DWG NO. 7196-0158-02:R												SET DWG NO.															
YAZAKI CORPORATION																																							