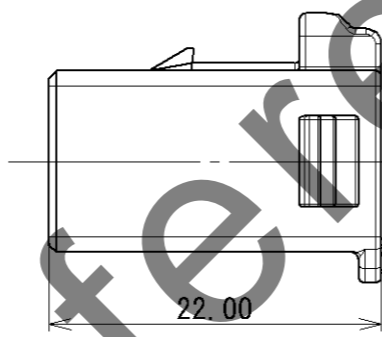
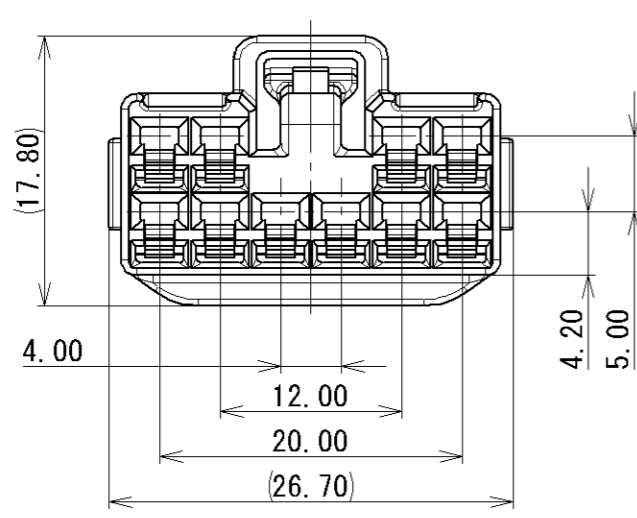
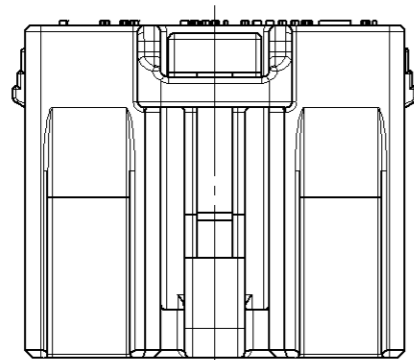


GENERAL TOLERANCE											
	10 MAX	50 MAX	100 MAX	250 MAX	250 OVR	R5 MAX	R10 MAX	R20 MAX	R20 OVR	ANGLE	ECCENT
A	±0.15	±0.2	±0.3	±0.5	±0.75					±3°	0.1
B	±0.2	±0.3	±0.55	±0.95	±1.4	±0.2	±0.3	±0.5	±2.5	±3°	0.1
Ⓒ	±0.3	±0.5	±0.8	±1.4	±2					±3°	0.15

PART NO. AND CH. CODE	MATERIAL	COLOR
7189-3031	PBT	NATURAL
7189-3031-30	PBT	BLACK
7189-3031-40	PBT	GRAY
7189-3031-90	PBT	BLUE



**注記**

1. 取扱説明書No. YPES-15-408

**NOTE**

1. HANDLING MANUAL NO. YPES-15-408

ISSUE MARK
------------

					CUSTOMER					MATL. SPEC. SEE TABLE			TREAT. & FIN.			
					CUSTOMER PART NO.					CUSTOMER DWG NO.						
2014/05/21					NEW					C14-Z266			E. D			
LET	DATE	REVISION RECORD			NO.	CHKD	OFFICE					TRIAL PART NO.			NAME HLC 2.3 II 10P HOUSING FEMALE	
GENERAL TOLERANCE							VENDOR					VENDOR NO.				
	10MAX	50MAX	100MAX	250MAX	250OVR	ANGLE	ECCENT	DWG TYPE	DWG SOURCE	DWG DATE	UNIT	SCL	ANGLE	PART NO. 7189-3031 ETC.		
A	±0.15	±0.2	±0.3	±0.5	±0.75	±30'	0.1	R	NEW	2014/05/21	mm	2:1	3	CH. CODE 7189-3031 ETC.		
B	±0.2	±0.3	±0.55	±0.95	±1.4	±30'	0.1	APPROVED	CHECKED	CHECKED	DESIGN	DRAWN		DWG NO. 7189-3031:R		
C	±0.3	±0.5	±0.8	±1.4	±2	±30'	0.15	S. SUZUKI	M. NAGANO		M. NAGANO	E. DOMINGO		SET DWG NO.		
SPECIFIED							MASS	g		2014/05/21	2014/05/21	2013/08/28	2014/05/21		YAZAKI CORPORATION	