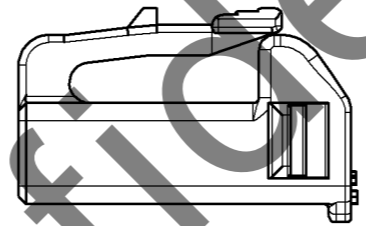
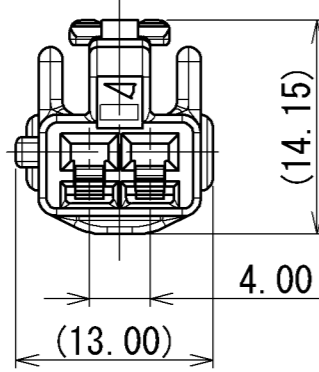
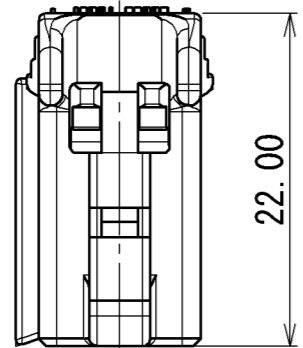


GENERAL TOLERANCE											
	10 MAX	50 MAX	100 MAX	250 MAX	250 OVR	R5 MAX	R10 MAX	R20 MAX	R20 OVR	ANGLE	ECCENT
A	±0.15	±0.2	±0.3	±0.5	±0.75					±3°	0.1
B	±0.2	±0.3	±0.55	±0.95	±1.4	±0.2	±0.3	±0.5	±2.5	±3°	0.1
◎	±0.3	±0.5	±0.8	±1.4	±2					±3°	0.15

PART NO. AND CH. CODE	COLOR
△ 7183-2414 (7B83-2414), [A]	NATURAL
7183-2414-30, [A]	BLACK
7183-2414-90, [A]	BLUE
△ 7183-2414-40, [A]	GRAY



注記

1. 材質 : PBT
色 : 色品番表参照
2. かん合相手品番 : 7282-1020 ETC. (7C82-1020 ETC.)
- △ 3. 取扱説明書No. YPES-15-408
- △ 4. ()内品番は、エアバッグ (A/B) 回路及び特別管理回路に使用する時に適用すること。

NOTES

1. MATERIAL : PBT
COLOR : SEE TABLE
2. MATING PART NO. : 7282-1020 ETC. (7C82-1020 ETC.)
- △ 3. HANDLING MANUAL No. YPES-15-408
- △ 4. PART NUMBERS IN PARENTHESIS SHALL BE USED FOR AIR BAG (A/B) CIRCUITS AND OTHER CIRCUITS DESIGNATED FOR SPECIAL MONITORING.

ISSUE MARK

△ 2	11/01/21	CHANGED PART NAME, ETC.	C11-ZA39	J. G	CUSTOMER		MATL. SPEC.	SEE NOTES	TREAT. & FIN.						
△ 1	08/09/25	ADDED COLOR PART NO., ETC.	C08-Z674	H. T	CUSTOMER PART NO.	CUSTOMER DWG NO.	NAME	△ HLC 2.3 II 2P HOUSING FEMALE							
	03/08/06	NEW, [A]	C03-X492	E. F	OFFICE	TRIAL PART NO.									
LET	DATE	REVISION RECORD	NO.	CHKD	VENDOR										
GENERAL TOLERANCE					VENDOR NO.										
	10MAX	50MAX	100MAX	250MAX	250OVR	ANGLE	ECCENT	DWG TYPE	DWG SOURCE	DWG DATE	UNIT	SCL	ANGLE	PART NO. CH. CODE	△ 7183-2414 ETC. (7B83-2414)
A	±0.15	±0.2	±0.3	±0.5	±0.75	±30'	0.1	R	NEW	03/08/06	mm	2:1	3	DWG NO.	7183-2414:R
B	±0.2	±0.3	±0.55	±0.95	±1.4	±30'	0.1	APPROVED	CHECKED	CHECKED	DESIGN	DRAWN	SET DWG NO.		
C	±0.3	±0.5	±0.8	±1.4	±2	±30'	0.15	M. FUKUDA	O. SUGIYAMA	K. KIDA	E. FUKUDA	J. GALLARES	YAZAKI CORPORATION		
SPECIFIED					MASS			11/01/21	11/01/21	11/01/21	02/09/04	11/01/21			