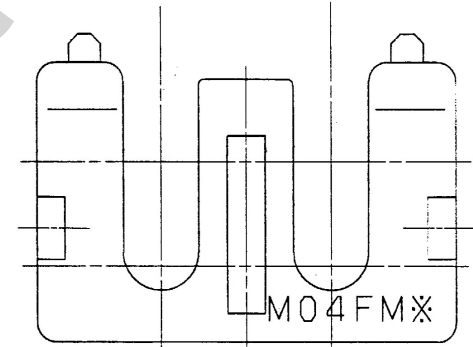
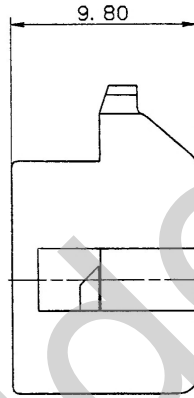
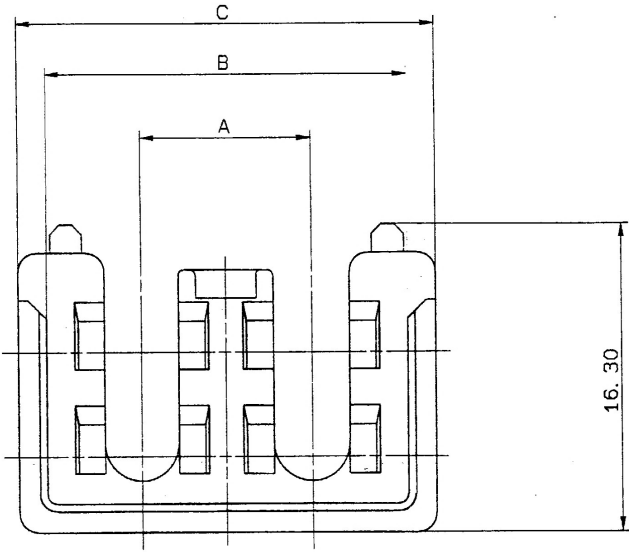


PART NO.	MATL.	DIMENSION			* LETTER	COLOR
		A	B	C		
7157-6240-30	P. P	9.0	19.2	22.2	W	BLACK
7157-6240-80	NYLON	9.0	19.2	22.2	W	BROWN
7157-6241-40	P. P	11.2	21.4	24.4	B	LIGHT GRY



注記

- 1. 適用ハウジング品番
7157-6240-80・7157-6240-30:7122-6040.
7122-6040-40. 7123-6040. 7123-6040-40
7157-6241-40:7122-6043-30. 7123-6043-30

NOTES

- 1. APPLICABLE PART NO.
7157-6240-80・7157-6240-30:7122-6040.
7122-6040-40. 7123-6040. 7123-6040-40
7157-6241-40:7122-6043-30. 7123-6043-30

ISSUE MARK

CUSTOMER		MATERIAL SEE TABLE		TREAT. & FIN.	
CUSTOMER PART NO.		CUSTOMER DWG NO.		SPEC.	
OFFICE		STDLIB NO.		NAME REAR HOLDER (FOR M TYPE CONNECTOR 4P M. F)	
VENDOR		VENDOR NO.		PART NO. 7157-6240-30 ETC.	
GENERAL TOLERANCE		DWG TYPE		DWG DATE	
10MAX 50MAX 100MAX 250MAX 250OVR		R N E W		88.06.21 mm 5/1 3	
ANGLE ECCENT		APPROVED		CHECKED	
A ±0.15 ±0.2 ±0.3 ±0.5 ±0.75 ±30' 0.1		加藤 利島		DESIGN DRAWN	
B ±0.2 ±0.3 ±0.55 ±0.95 ±1.4 ±30' 0.1		SAKAI S. YAGI		DWG NO. 7157-6240-30-R TRIAL PART NO.	
C ±0.3 ±0.5 ±0.8 ±1.4 ±2 ±30' 0.15		SPECIFIED		WEIGHT	
LET DATE REVISION RECORD		NO. CHKD		88.07.08 88.07.07 88.07.07 B2.08.04 B8.06.29	
88.07.07 N E W SMC-3015 S.Y				YAZAKI CORPORATION	

LET	DATE	REVISION RECORD	NO.	CHKD
	88.07.07	N E W	SMC-3015	S.Y