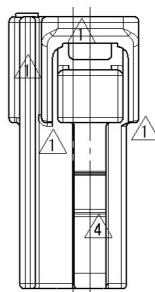


1

2

3

PART NO. AND CH. CODE	COLOR	MATING PART NO.
7123-6317, [B]	NATURAL	7122-6317
7123-6317-40, [B]	GRAY	7222-6610-40

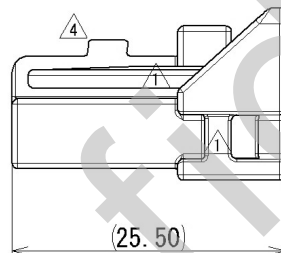
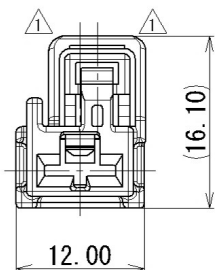


注記

- △4 1. かん合相手品番：表参照  
 2. 適用端子品番：7116-2990-02, 7116-2991-02, 7116-2992-02  
 7116-2927-02, 7116-2928-02, 7116-2929-02

NOTES

- △4 1. MATING PART NO. : SEE TABLE  
 2. APPLICABLE TERMINAL NO. : 7116-2990-02, 7116-2991-02, 7116-2992-02  
 : 7116-2927-02, 7116-2928-02, 7116-2929-02



△4	2014/07/01	CHANGED FORM, [B] ETC.	C14-Z260	J. C					MATL. SPEC.	PBT	TREAT. & FIN.						
△3	2010/11/19	CHANGED PART NAME	C10-ZB11	R. M	CUSTOMER												
△2	2000/12/07	CHANGED FORM, [A]	C00-M560	H. Y	CUSTOMER PART NO.		CUSTOMER DWG NO.										
△1	1999/11/23	CHANGED FORM ETC.	C99-M741	H. Y	OFFICE				NAME △3 M-LC TYPE HOUSING								
	1999/07/22	NEW	C99-M156	H. Y	OFFICE		TRIAL PART NO.		FEMALE 1P (W, GY)								
LET	DATE	REVISION RECORD	NO.	CHKD	VENDOR												
GENERAL TOLERANCE				VENDOR NO.													
	IOMAX	50MAX	IOOMAX	250MAX	2500VR	ANGLE	ECCENT	DWG TYPE	DWG SOURCE	DWG DATE	UNIT	SCL	ANGLE	PART NO.	7123-6317 ETC.		
A	±0.15	±0.2	±0.3	±0.5	±0.75	±30'	0.1	R	NEW	1999/07/22	mm	2:1	3	CH. CODE			
B	±0.2	±0.3	±0.55	±0.95	±1.4	±30'	0.1	APPROVED	CHECKED	CHECKED	DESIGN	DRAWN		DWG NO.	7123-6317:R		
Ⓒ	±0.3	±0.5	±0.8	±1.4	±2	±30'	0.15	T. YAMAWAKI	S. NEMOTO		YOSHIDA	J. CANDO		SET DWG NO.			
SPECIFIED				MASS				2014/07/01		2014/07/01		1999/06/18		2014/07/01		YAZAKI CORPORATION	

1

2

3