

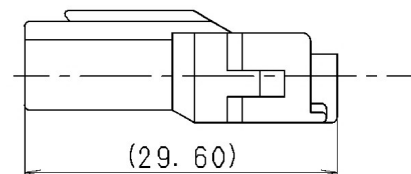
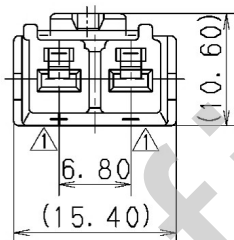
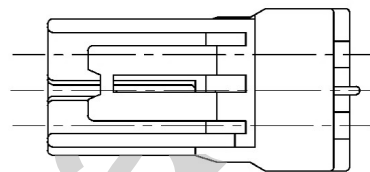
1 2 3

注記

- 1. 適用端子品番 : 7116-1240 ETC.
- ③ 2. 適用リヤホルダ品番 : 7157-6822
- ④ 3. かん合相手品番 : 7122-1923-30, 7122-1924-30

NOTES

- 1. APPLICABLE TERMINAL NO. : 7116-1240 ETC.
- ③ 2. APPLICABLE REAR HOLDER NO. : 7157-6822
- ④ 3. MATING PART NO. : 7122-1923-30, 7122-1924-30



④	10.11.26	CHANGED PART NAME	C10-ZB17	J. C						ISSUE MARK						
③	01.06.15	ELIMINATE REAR HOLDER COLOR NO.	C01-X575	H. Y	CUSTOMER					MATL. SPEC.	TREAT. & FIN.					
④	99.06.14	CHANGED NOTE	C99-L830	O. S	CUSTOMER PART NO.					PA66 (BLACK)						
④	89.11.22	ADD. THE STAMP	C89-7550	M. K	CUSTOMER DWG NO.					NAME ④ T TYPE HOUSING 2P						
④	89.07.06	NEW	C89-L726	S. Y	OFFICE					TRIAL PART NO.						
LET	DATE	REVISION RECORD	NO.	CHKD	VENDOR					FEMALE (B)						
GENERAL TOLERANCE					VENDOR NO.											
	10MAX	50MAX	100MAX	250MAX	250OVR	ANGLE	ECCENT	DWG TYPE	DWG SOURCE	DWG DATE	UNIT	SCL	ANGLE	PART NO.	7123-1923-30	
A	±0.15	±0.2	±0.3	±0.5	±0.75	±30'	0.1	R	NEW	89.07.06	mm	2/1	3	CH. CODE	7123-1923-30	
B	±0.2	±0.3	±0.55	±0.95	±1.4	±30'	0.1	APPROVED	CHECKED	CHECKED	DESIGN	DRAWN	DWG NO.	7123-1923-30:R	SET DWG NO.	
③	±0.3	±0.5	±0.8	±1.4	±2	±30'	0.15	S. MIZUSE		R. CABANGAL	K. SAKURAI	J. CANDO	YAZAKI CORPORATION			
SPECIFIED					MASS					10.11.26		10.11.26	84.12.07	10.11.26		

1 2 3

