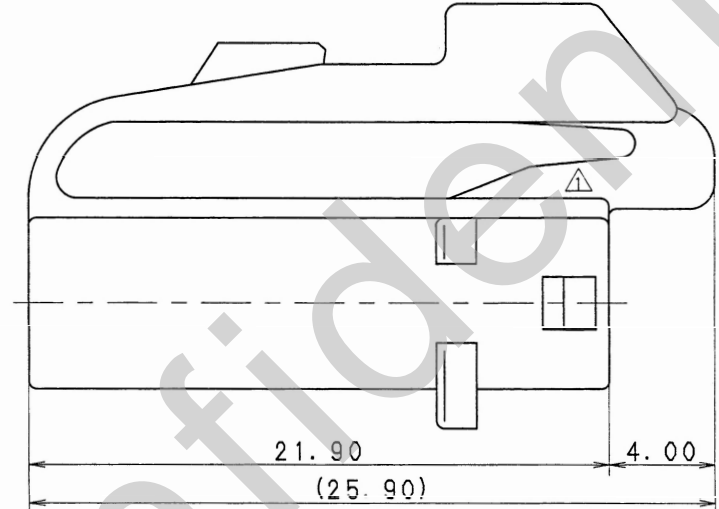
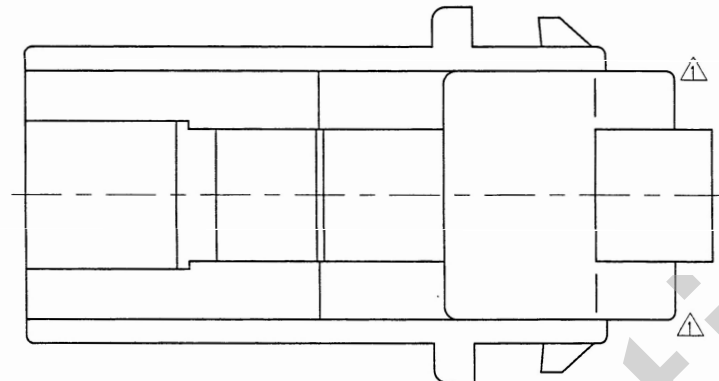
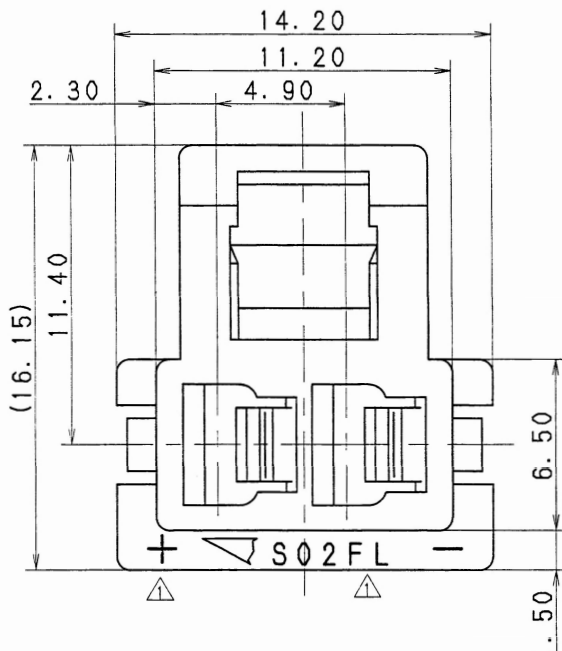


NO.	YAZAKI PART NO.	COLOR
1	7123-1629-90	BLUE
2	7123-1629-30	BLACK



NOTES

- 1) MATING PART NO. : 7122-1629-90
- 2) APPLICABLE TERMINAL NO. : 7116-1230 ETC.
- 3) APPLICABLE REAR HOLDER NO. : 7157-6023-90 ETC.
7157-6025-90

注記

- 1) 嵌合相手品番 : 7122-1629-90
- 2) 適用端子品番 : 7116-1230 ETC.
- 3) 適用リヤホルダ品番 : 7157-6023-90 ETC.
7157-6025-90

ISSUE MARK

96.09.30		ADDED PART NO.	C96-M820	H. K	CUSTOMER		MÄTL. SPEC. NYLON 6		TREAT. & FIN.							
90.06.06		ADDED STAMP ETC.	C90-6402	H. Y	CUSTOMER PART NO.		CUSTOMER DWG NO.		NAME S TYPE CONNECTOR HOUSING							
88.09.22		NEW	8MC-3142	T. M	OFFICE		TRIAL PART NO.		△ 2PF (L)							
LET	DATE	REVISION RECORD	NO.	CHKD	VENDOR		VENDOR NO.		PART NO. △7123-1629-90 ETC.							
GENERAL TOLERANCE					DWG TYPE					PART NO.						
	10MAX	50MAX	100MAX	250MAX	2500VR	ANGLE	ECCENT	R	NEW	88.09.14	mm	5/1	3	CH. CODE △7123-1629-90 ETC.		
A	±0.15	±0.2	±0.3	±0.5	±0.75	±30'	0.1	APPROVED	CHECKED	CHECKED	DESIGN	DRAWN		DWG NO. △7123-1629-90:R		
B	±0.2	±0.3	±0.55	±0.95	±1.4	±30'	0.1	神田		渡辺	INABA	MOTOHASHI		YAZAKI CORPORATION		
©	±0.3	±0.5	±0.8	±1.4	±2	±30'	0.15	96.10.4		96.10.3	85.06.25	96.09.30				
SPECIFIED					MASS					g						