NO.	PART NO.	A_1	A_2	R_1	R_2	L	WIRE SIZE (mm²)	TREAT.
1	7116-4780-02	2.3	2.80	0.45	0.45	11.50	0.35, 0.50	TIN
2	7116-4781-02	3.0	3.40	0.65	0.65		0.75, 1.00 0.35+0.35, 0.35+0.5	

NOTES:
1. MATERIAL: COPPER ALLOY t=0.25±0.01
2. TREATMENT: TIN PLATING (7116-4780-02, 7116-4781-02)
   REFLOW TIN PREPLATING THICKNESS 0.8~1.5μm
3. UNLESS OTHERWISE SPECIFIED ALL RADII TO BE 0.3.
   UNLESS OTHERWISE SPECIFIED ALL BENDING RADII TO BE MIN.
4. MATING TERMINAL NO. 7114-4100-02 ETC.

APPLICABLE WIRE SIZE MARK

(7116-4780-02)

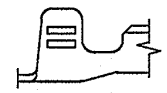

(7116-4781-02)

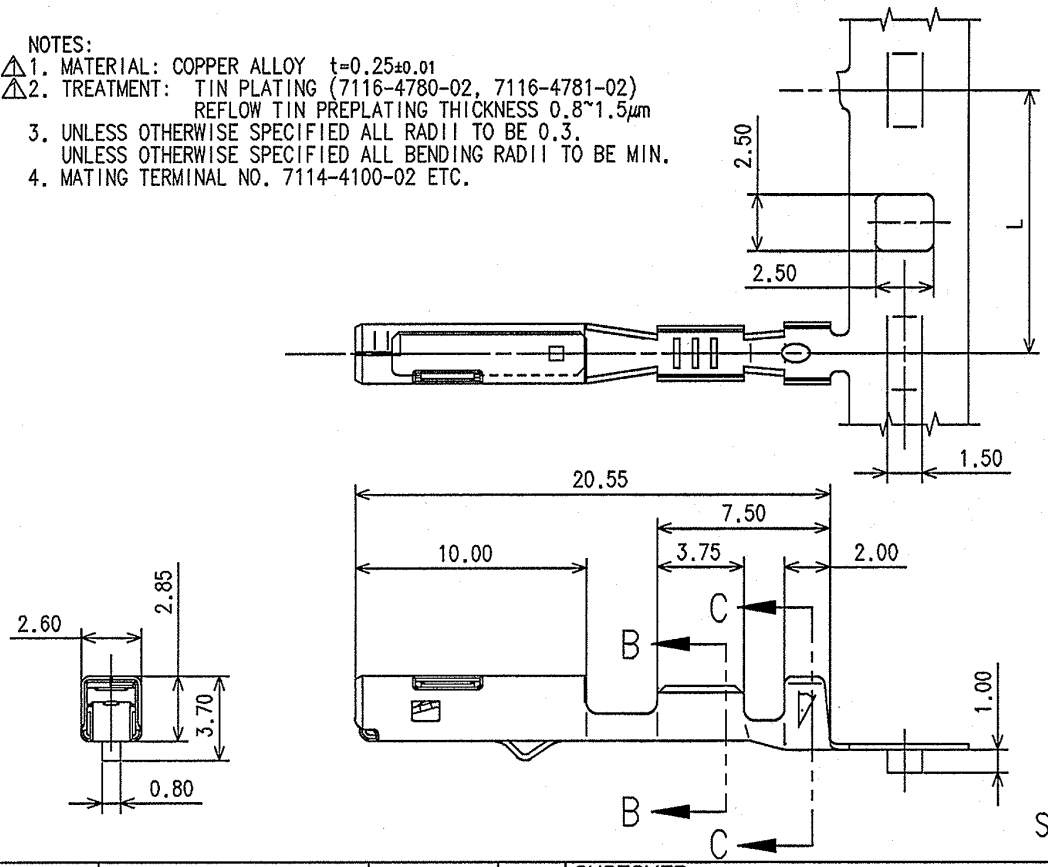

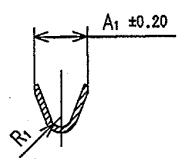

SECTION B-B

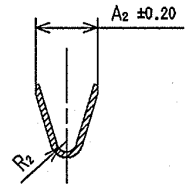

SECTION C-C

ISSUE MARK

LET	DATE	REVISION RECORD	NO.	CHKD
⚠	03.29.07	REVISE MATERIAL/NOTES	C07-A393	MMR
-	04.14.03	NEW	C03-A568	SK

GENERAL TOLERANCE

	10 MAX	50 MAX	100 MAX	250 MAX	250 OVR	ANGLE	ECCENT
A	±0.15	±0.2	±0.3	±0.5	±0.75	±30′	0.1
B	±0.2	±0.3	±0.55	±0.95	±1.4	±30′	0.1
Ⓒ	±0.3	±0.5	±0.8	±1.4	±2	±30′	0.15

SPECIFIED WEIGHT g

CUSTOMER
CUSTOMER PART NO. CUSTOMER DWG NO.
OFFICE YNA STDLIB NO.
VENDOR
VENDOR NO.

DWG TYPE	DWG SOURCE	DWG DATE	UNIT	SCL	ANGLE
R	7116-4780-02:M ⚠	04.14.03	mm	5/1	3

APPROVED	CHECKED	CHECKED	DESIGN	DRAWN
06.18.07		05.29.07	K. OHTAKA 05.29.95	03.29.07

MATL. SPEC. SEE NOTES
TREAT & FIN. SEE NOTES
NAME 1.5 SYSTEM CONNECTOR KAIZEN
UNSEALED FEMALE TERMINAL
PART NO. 7116-4780-02 ETC.
DWG NO. 7116-4780-02:R
YAZAKI CORPORATION