
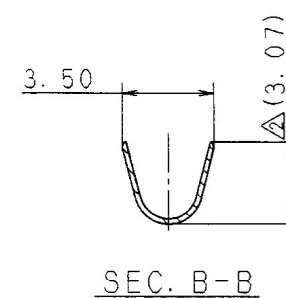
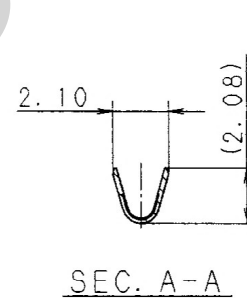
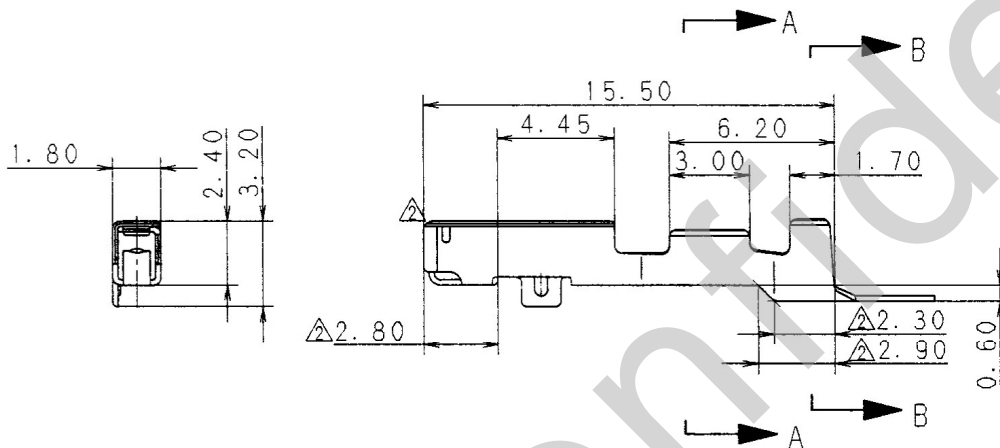


注記

- 1. 適用電線サイズ:CAVS 0.3,0.5,AVS 0.3
- 2. 嵌合相手品番 :7114-4060-02
- 3. 適用ゴム栓品番:7157-3920

NOTES

- 1. APPLICABLE WIRE SIZE:CAVS 0.3,0.5,AVS 0.3
- 2. MATING PART NO. :7114-4060-02
- 3. APPLICABLE RUBBER STOPPER NO. :7157-3920



△	98.08.04	CHANGED FORM, NOTE & DIMENSION	C97-N448	H. K	CUSTOMER	MATL. △ C5210 (t=0.20)	TREAT. & FIN.
△	95.10.30	CHANGED FORM. □	C95-M832	Y. Y	CUSTOMER PART NO.	SPEC. TIN PLATING	
	89.09.04	NEW	C89-L913	M. H	CUSTOMER DWG NO.		
LET	DATE	REVISION RECORD	NO.	CHKD	OFFICE	NAME	050 SEALED TERMINAL FEMALE
					TRIAL PART NO.		
GENERAL TOLERANCE					VENDOR		
	10MAX	50MAX	100MAX	250MAX	2500VR	ANGLE	ECCENT
A	±0.15	±0.2	±0.3	±0.5	±0.75	±30'	0.1
B	±0.2	±0.3	±0.55	±0.95	±1.4	±30'	0.1
◎	±0.3	±0.5	±0.8	±1.4	±2	±30'	0.15
SPECIFIED					MASS	DWG TYPE	
					g	98.8.27	98.08.25
						98.08.18	89.08.02
						98.08.04	98.08.04
						加藤	山梨
						幸福	田中
						S. INABA	M. YASUDA
						PART NO. 7116-4060-02, □	
						CH. CODE 7116-4060-02:R	
						DWG NO. 7116-4060-02:R	
						SET DWG NO.	
						YAZAKI CORPORATION	