

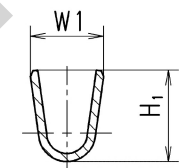
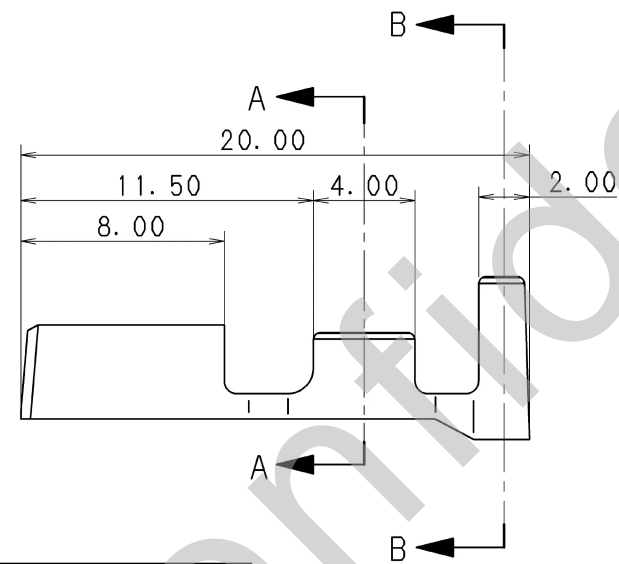
PART NO.	W ₁	W ₂	H ₁	H ₂	APPLICABLE WIRE SIZE	TREAT. & FIN.
7116-2873	2.9	6.1	(3.0)	(5.3)	AVS 0.5~ AV 1.25	TIN PLATING
7116-2873-02						TIN PLATING
7116-2874	4.1	8.0	(4.1)	(6.9)	AVS 2~ AV 3	TIN PLATING
7116-2874-02						TIN PLATING

注記

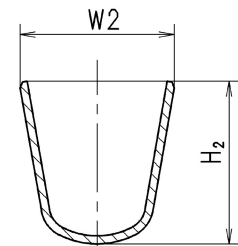
- 1) かん合雄端子品番 : 7114-2873 ETC.
- 2) 適用コ`△栓品番 : 7157-3570 ETC.

NOTES

- 1) MATING MALE TERMINAL NO. : 7114-2873 ETC.
- 2) APPLICABLE SEAL RUBBER NO. : 7157-3570 ETC.



SEC. A-A



SEC. B-B

△ 10.12.15	ADDED TREATMENT, ETC.	C10-Z737	K. U			ISSUE MARK		
△ 94.03.08	CORRECTION OF A CLERICAL ERROR	C94-L405	H. K	CUSTOMER		MATL. SPEC. △ BRASS (t=0.32)	TREAT. & FIN. △ SEE TABLE	
△ 93.09.15	ADDED PART NO.	C93-P145	H. F	CUSTOMER PART NO.		CUSTOMER DWG NO.		
△ 89.02.07	NEW	C89-L260	T. M	OFFICE		NAME X TYPE TERMINAL F		
LET	DATE	REVISION RECORD	NO.	CHKD	VENDOR	TRIAL PART NO.		
GENERAL TOLERANCE				VENDOR NO.				
	10MAX	50MAX	100MAX	250MAX	2500VR	ANGLE	ECCENT	
A	±0.15	±0.2	±0.3	±0.5	±0.75	±30'	0.1	
B	±0.2	±0.3	±0.55	±0.95	±1.4	±30'	0.1	
◎	±0.3	±0.5	±0.8	±1.4	±2	±30'	0.15	
SPECIFIED				MASS				
DWG TYPE		DWG SOURCE		DWG DATE		UNIT	SCL	ANGLE
R		NEW		89.02.09		mm	5:1	3
APPROVED		CHECKED		CHECKED		DESIGN	DRAWN	
M. KASHIYAMA		K. URANO		ISHIZUKA		J. GAMBOA		
10.12.15		10.12.15		82.05.01		10.12.15		
PART NO.				7116-2873 ETC.				
CH. CODE				7116-2873:R				
SET DWG NO.				YAZAKI CORPORATION				