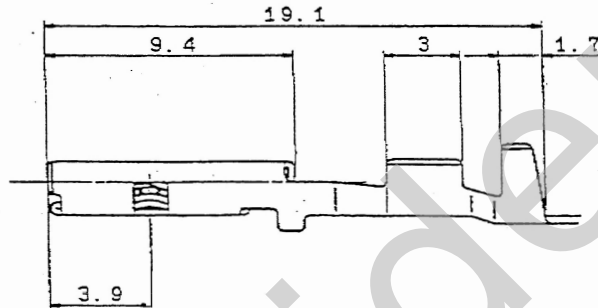
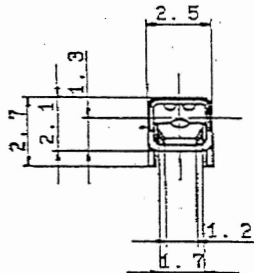
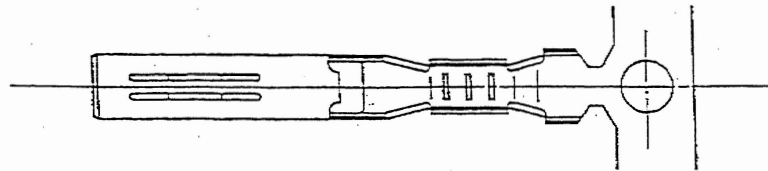


注記

1. 適用電線サイズ: AVS 0.2~0.3

NOTE

1. APPLICABLE WIRE SIZE: AVS 0.2~0.3



ISSUE MARK

			CUSTOMER		MATL. KLF-5		TREAT. & FIN.		
			CUSTOMER PART NO.		SPEC. t=0.25				
			CUSTOMER DWG NO.		NAME		CF TERMINAL		
92.06.26			NEW		C92-L542		C.M		
LET			DATE		REVISION RECORD		NO.		
			CHKD		OFFICE		TRIAL PART NO.		
			VENDOR		VENDOR NO.		GOLD PLATING		
GENERAL TOLERANCE									
	10MAX	50MAX	100MAX	250MAX	2500VR	ANGLE	ECCENT	DWG TYPE	
A	±0.15	±0.2	±0.3	±0.5	±0.75	±30'	0.1	R	
B	±0.2	±0.3	±0.55	±0.95	±1.4	±30'	0.1	APPROVED	
C	±0.3	±0.5	±0.8	±1.4	±2	±30'	0.15	CHECKED	
SPECIFIED							MASS	g	DWG DATE
									92.06.26
			DWG SOURCE		UNIT		SCL		
			NEW		mm		FREE		
			DWG DATE		ANGLE		PART NO.		
			92.06.26		3		7116-1300-08		
			DESIGN		DRAWN		DWG NO.		
			ISHIZUKA				7116-1300-08: R		
			92.06.26				YAZAKI CORPORATION		

