

1

2

3

注記

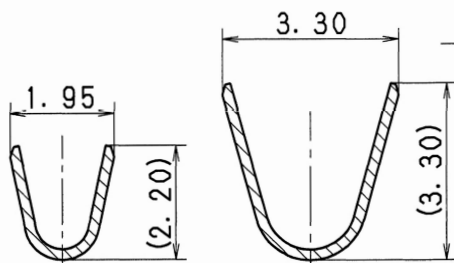
1. かん合相手品番 : 7114-1260
 2. 適用電線サイズ : CAVUS 0.3~AVS 0.5
 3. 7116-1705、7116-1705-08は、
 防水ECU専用ターミナルとする。

NOTES

1. MATING PART NO. : 7114-1260
 2. APPLICABLE WIRE SIZE :
 CAVUS 0.3~AVS 0.5
 3. 7116-1705 AND 7116-1705-08
 ARE THE EXCLUSIVE TERMINAL
 OF WATERPROOF ECU.

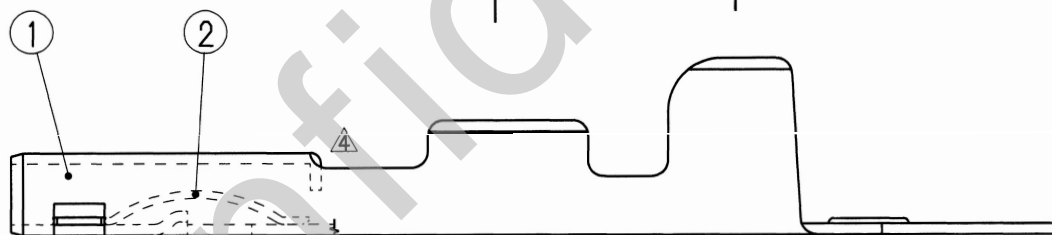
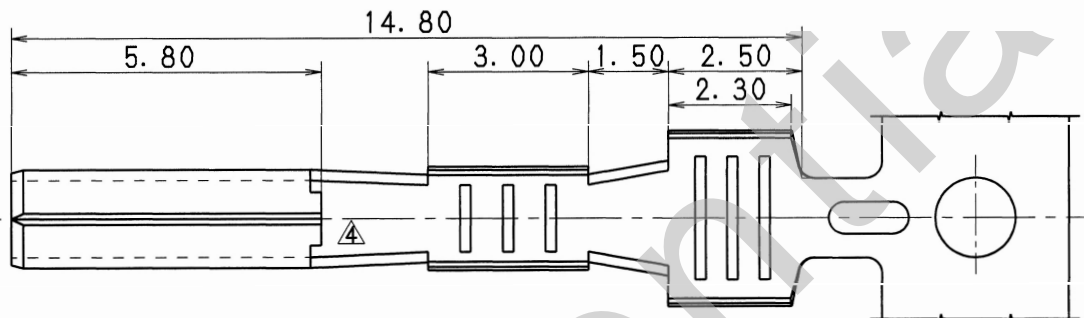
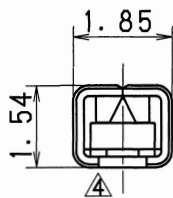


PART NO.	NO.	COMPONENT PART NO.	PART NAME	MATERIAL & SPEC.
7116-1261	①		BODY FOR SP (F) TERMINAL	BRASS Sn PLATING
7116-1705	②	7157-8605-02	SPRING FOR SP (F) TERMINAL	BERYLLIUM COPPER Sn PLATING
7116-1261-08	①		BODY FOR SP (F) TERMINAL	BRASS Au PLATING
7116-1705-08	②	7157-8605-08	SPRING FOR SP (F) TERMINAL	BERYLLIUM COPPER Au PLATING



SEC. A-A

SEC. B-B



DATE	REVISION RECORD	NO.	CHKD	CUSTOMER	CUSTOMER PART NO.	CUSTOMER DWG NO.	MATL. SPEC.	TREAT. & FIN.	ISSUE MARK						
2016/07/11	CHANGED NOTES	C16-Z535	A. G				SEE TABLE	SEE TABLE							
2008/12/10	CHANGED NOTES	C08-P761	M. S												
1994/07/21	CHANGED TABLE & ADDED NOTE	C94-L986	H. F												
1994/05/20	RELEASED & RENEW & CHANGED FORM	C94-L632	M. T												
GENERAL TOLERANCE				VENDOR		NAME		SP (F) TERMINAL II							
10MAX	50MAX	100MAX	250MAX	2500VR	ANGLE	ECCENT	DWG TYPE	DWG SOURCE	DWG DATE	UNIT	SCL	ANGLE	PART NO.	7116-1261 ETC.	
A	±0.15	±0.2	±0.3	±0.5	±0.75	±30'	0.1	R	RENEW	1994/05/20	mm	10:1	3	CH. CODE	
B	±0.2	±0.3	±0.55	±0.95	±1.4	±30'	0.1	APPROVED	CHECKED	CHECKED	DESIGN	DRAWN	DWG NO.	7116-1261:R	
©	±0.3	±0.5	±0.8	±1.4	±2	±30'	0.15	M. NAKAMURA	Y. IWAHORI		T. WATANABE	A. GINOS	SET DWG NO.		
SPECIFIED				MASS		2016/07/11		2016/07/11		1983/02/24		2016/07/11		YAZAKI CORPORATION	

1

2

3