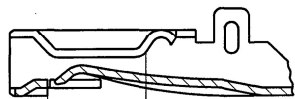
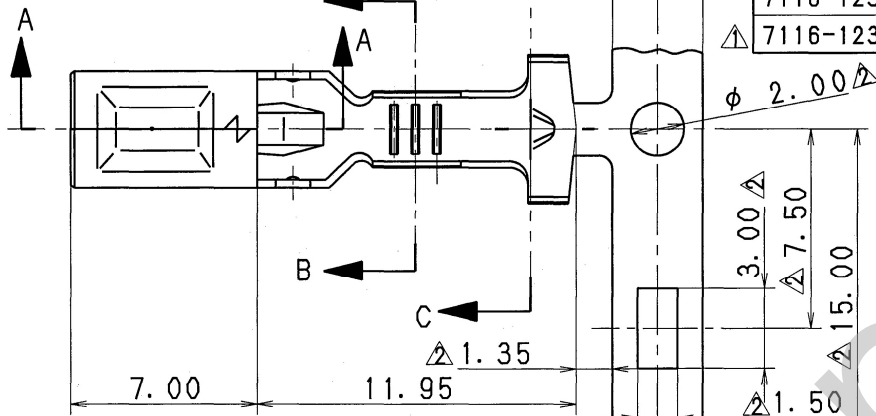


PART NO. AND CH. CODE	APPLICABLE WIRE SIZE	W ₁	H ₁	W	H	TREATMENT
7116-1232	0.3~0.85	5.60	5.10	2.90	2.20	Sn PLATING
7116-1233	1.25~2	6.00	5.60	3.80	3.60	Sn PLATING
7116-1232-08	0.3~0.85	5.60	5.10	2.90	2.20	NOTE 2
7116-1233-08	1.25~2	6.00	5.60	3.80	3.60	NOTE 2



3.70 ㊟部

SEC. A-A



7.00

11.95

3.40

φ 2.00

3.00

7.50

15.00

1.50

1.35

18.95

7.60

4.30

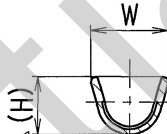
0.70

1.30

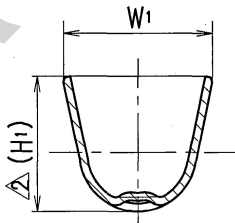
1.80

0.30

1.30



SEC. B-B



SEC. C-C

注記

- 1. ㊟部の相手品番: 7114-1232 ETC., 7114-1233 ETC.
- 2. Auメッキ範囲は㊟部とする。(7116-1232-08, 7116-1233-08)

NOTES

- 1. MATING PART NO. : 7114-1232 ETC., 7114-1233 ETC.
- 2. THE INSIDE OF AREA ㊟ SHALL BE GOLD PLATING. (7116-1232-08, 7116-1233-08)

ISSUE MARK

13.07.02		ADDED GENERAL TOLERANCE, ETC.		C13-Z297	R. M	CUSTOMER		MATT. BRASS		TREAT. & FIN. SEE TABLE			
88.10.25		誤記訂正		8MC-1432	鈴掛	CUSTOMER PART NO.		SPEC. t=0.30					
88.01.20		差換え図作成及び品番追加		8MC-0124	鈴掛	CUSTOMER DWG NO.		NAME W TYPE TERMINAL (F)					
LET	DATE	REVISION RECORD		NO.	CHKD	OFFICE		TRIAL PART NO.					
		GENERAL TOLERANCE				VENDOR							
	10MAX	50MAX	100MAX	250MAX	2500VR	ANGLE	ECCENT	DWG TYPE	DWG SOURCE	DWG DATE	UNIT	SCL	ANGLE
A	±0.15	±0.2	±0.3	±0.5	±0.75	±30'	0.1	R	NEW	88.01.20	mm	5:1	3
B	±0.2	±0.3	±0.55	±0.95	±1.4	±30'	0.1	APPROVED	CHECKED	CHECKED	DESIGN	DRAWN	
©	±0.3	±0.5	±0.8	±1.4	±2	±30'	0.15	M. KASHIYAMA			SAKAI	R. MAJERANO	
SPECIFIED		MASS				13.07.02				84.06.26		13.07.02	
												PART NO. 7116-1232 ETC.	
												DWG NO. 7116-1232:R SET DWG NO.	
												YAZAKI CORPORATION	