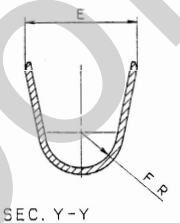
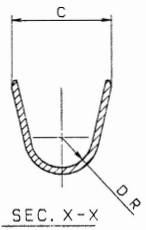
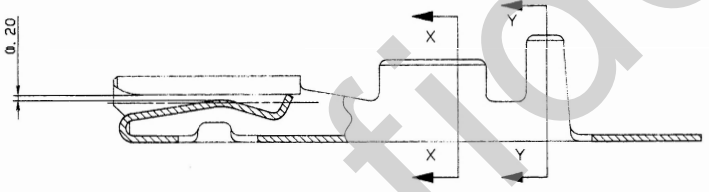
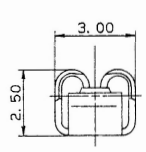
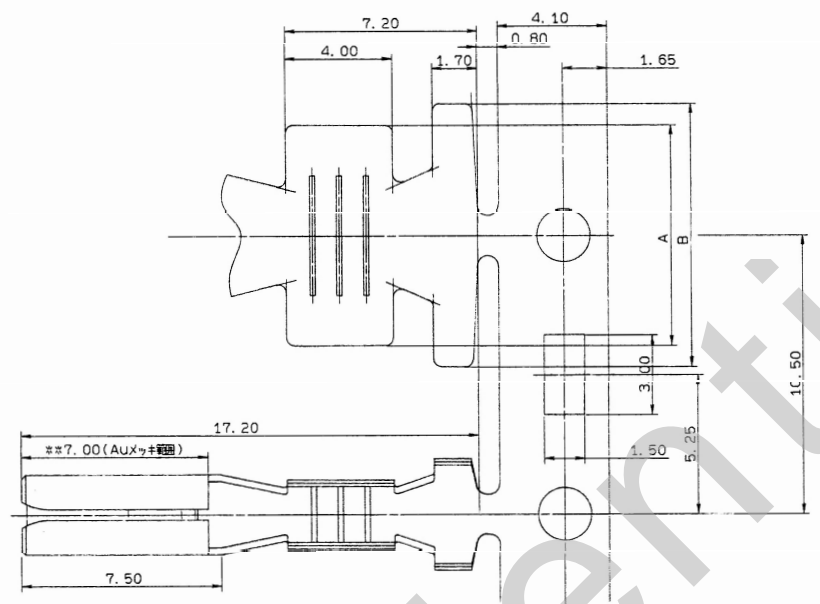


YAZAKI NO.	A	B	C	D	E	F	WIRE SIZE
7116-1180-08	4.80	7.00	2.10	.30	3.70	.95	AVS 0.2-0.5 EQUIVALENT
△7116-1181-08	7.30	9.60	3.70	.70	4.20	1.30	AVS 0.85-1.25 EQUIVALENT



- NOTES
- 1) MATERIAL  
C2800R: T=0.25
  - 2) TREATMENT  
THICKNESS OF GOLD PLATE  
IS 0.6 MICRON AFTER NICKEL PLATE IS MIN. 1.0 MICRON.  
(PLATE TREATMENT MUST BE LUSTER NICKEL AND GOLD)  
\*\* DIMENSION IS GOLD PLATE AFTER PRESS.
  - 3) SPEC. OF SPRING PORTION.  
CONTACT FORCE : 850-1150 gf  
INSERTION FORCE : MAX. 600 gf  
SEPARATION FORCE : MIN. 200 gf

- 注記
- 1) 材質  
C2800R: 厚: 0.25
  - 2) 処理  
ニッケル厚が±1.0μm以上、Au厚が±0.6μm以上。  
(ニッケル厚は、Ni-Au層-厚の平均値)  
\*\*金めっき後の寸法はAu厚が±0.6μm以上。
  - 3) 圧入 規格  
接触圧力 : 850-1150 gf  
挿入力 : MAX. 600 gf  
離脱力 : MIN. 200 gf

DATE	REVISION RECORD	NO.	CHKD
89.07.05	ADDED PART NO.	C89-L749	H. Y
86.12.11	N E W	C86-8627	M. S

GENERAL TOLERANCE		ANGLE		ECCENT	
10MAX	50MAX	100MAX	250MAX	2500VR	
A ±0.15	±0.2	±0.3	±0.5	±0.75	±30° 0.1
⊙ ±0.2	±0.3	±0.55	±0.95	±1.4	±30° 0.1
C ±0.3	±0.5	±0.8	±1.4	±2	±30° 0.15

CUSTOMER	CUSTOMER PART NO.	CUSTOMER DWG NO.	MATL. SPEC.	TREAT. & FIN.
OFFICE	STDLTB NO.		NAME 090 TERMINAL FEMALE	
VENDOR	VENDOR NO.		PART NO. 7116-1180-08	
DWG TYPE		DWG SOURCE	DWG DATE	UNIT   SCL   ANGLE
R		NEW	86.12.11	mm   10/1   3
APPROVED	CHECKED	CHECKED	DESIGN	DRAWN
89.07.27	89.07.27	89.07.27	86.11.28	89.07.12
DWG NO. 7116-1180-08:R				TRIAL PART NO. 086116-6556
YAZAKI CORPORATION				