

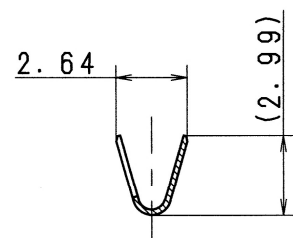
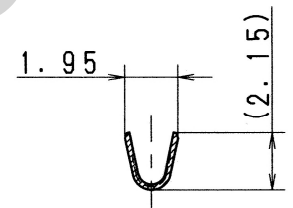
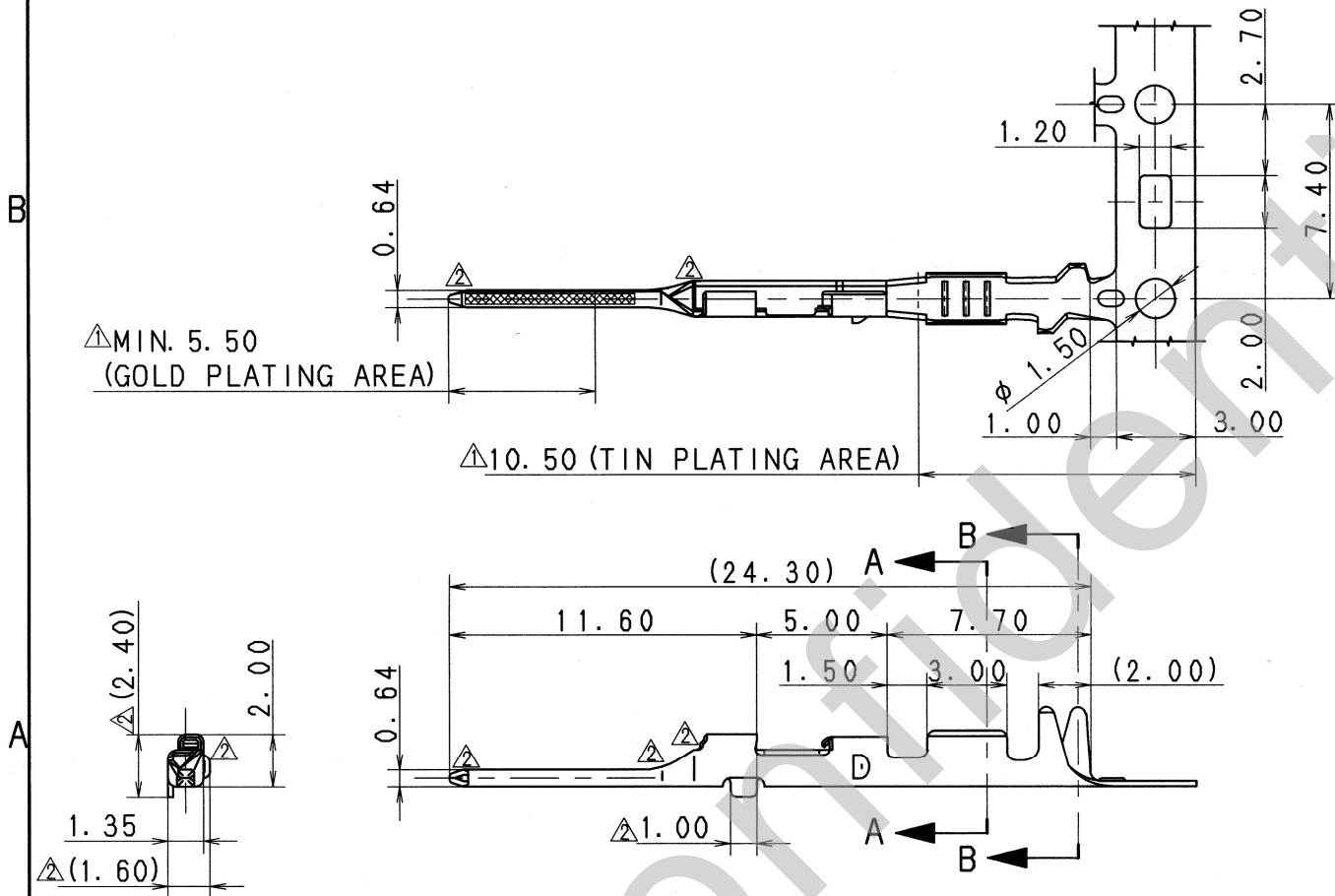
GENERAL TOLERANCE												PART NO. AND CH. CODE		TREATMENT
	10MAX	50MAX	100MAX	250MAX	250OVR	R5 MAX	R10 MAX	R20 MAX	R20 OVR	ANGLE	ECCENT			
A	±0.15	±0.2	±0.3	±0.5	±0.75	±0.2	±0.3	±0.5	±2.5	±3°	0.1		7114-4764-02, <input checked="" type="checkbox"/>	TIN PLATING
B	±0.2	±0.3	±0.55	±0.95	±1.4					±3°	0.1		7114-4764-08, <input checked="" type="checkbox"/>	GOLD PLATING
C	±0.3	±0.5	±0.8	±1.4	±2					±3°	0.15			

注記

- 嵌合相手品番: 7116-4660-02
- 適用電線サイズ: CAVS 0.3~CAVS 0.5

NOTES

- MATING PART NO. : 7116-4660-02
- APPLICABLE WIRE SIZE: CAVS 0.3~CAVS 0.5



ISSUE MARK

△	05/12/27	CHANGED CODE, <input checked="" type="checkbox"/> ETC.	C06-Z008	Y. K	CUSTOMER	MATL. SPEC.	△BRASS (t=0.20)	TREAT. & FIN.	△SEE TABLE					
△	02/04/04	ADDED PART NO. & ADDED PLATING AREA	C02-X349	S. K	CUSTOMER PART NO.	NAME 025 TERMINAL MALE								
	01/04/13	NEW	C01-P362	N. S	OFFICE	DWG NO. 7114-4764-02 ETC.								
LET	DATE	REVISION RECORD	NO.	CHKD	VENDOR	DWG NO. 7114-4764-02:R								
GENERAL TOLERANCE					VENDOR NO.									
	10MAX	50MAX	100MAX	250MAX	250OVR	ANGLE	ECCENT	DWG TYPE	DWG SOURCE	DWG DATE	UNIT	SCL	ANGLE	PART NO. CH. CODE
A	±0.15	±0.2	±0.3	±0.5	±0.75	±30'	0.1	R	NEW	01/04/13	mm	5:1	3	△7114-4764-02 ETC.
B	±0.2	±0.3	±0.55	±0.95	±1.4	±30'	0.1	APPROVED	CHECKED	CHECKED	DESIGN	DRAWN		DWG NO. 7114-4764-02:R
C	±0.3	±0.5	±0.8	±1.4	±2	±30'	0.15							SET DWG NO.
SPECIFIED					MASS	YAZAKI CORPORATION								