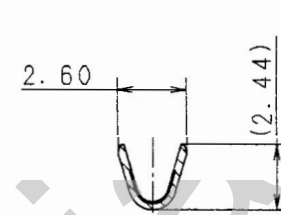
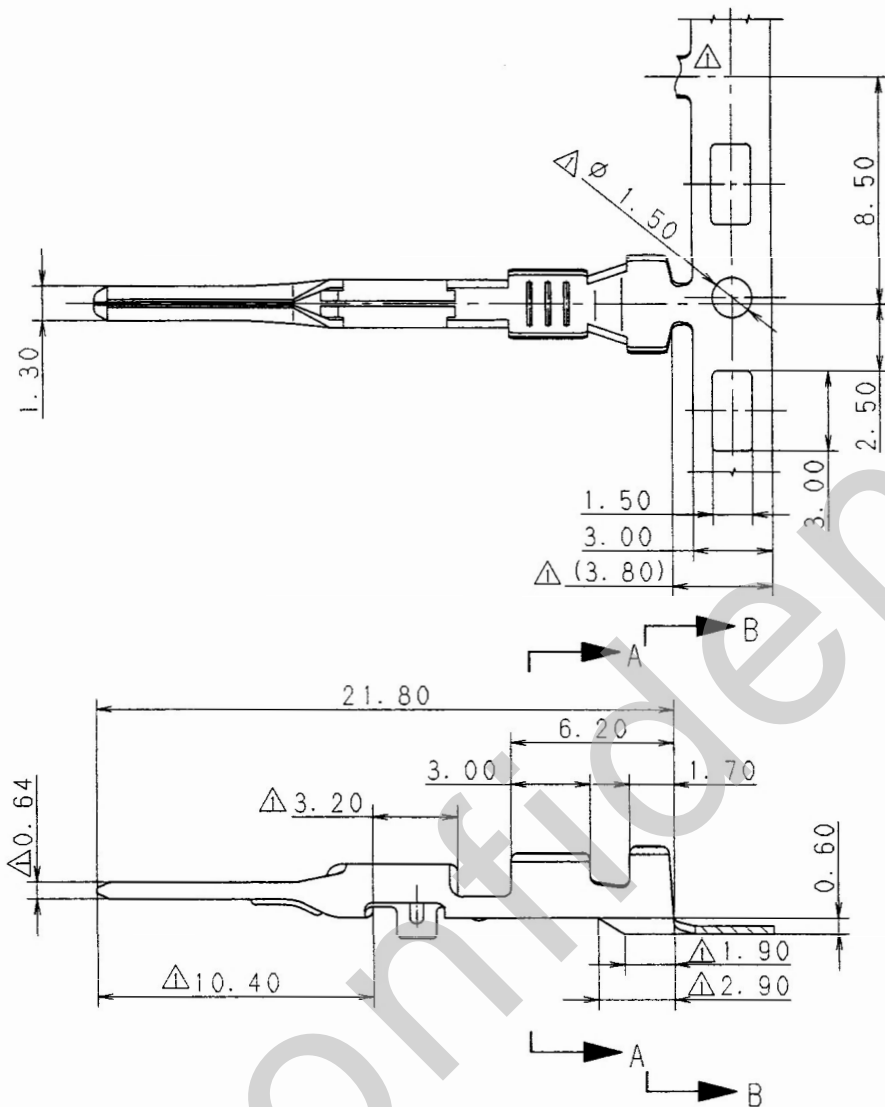
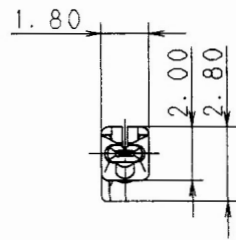


B

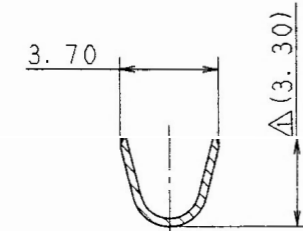
A

B

A



SEC. A-A



SEC. B-B

注記

- 1. 適用電線サイズ:CAVS 0.3,0.5,AVS 0.3
- 2. 嵌合相手品番 :7116-4060-02
- 3. 適用ゴム栓品番:7157-3920

NOTES

- 1. APPLICABLE WIRE SIZE:CAVS 0.3,0.5,AVS 0.3
- 2. MATING PART NO. :7116-4060-02
- 3. APPLICABLE RUBBER STOPPER NO. :7157-3920

ISSUE MARK

△ 98.08.27		CHANGED NOTE & DIMENSION		C97-N447	H. K	CUSTOMER		MATERIAL: △ C2600 (t=0.30)			TREAT. & FIN.		
89.09.04		NEW		C89-L913	M. H	CUSTOMER PART NO.		SPEC. TIN PLATING					
LET	DATE	REVISION RECORD		NO.	CHKD	OFFICE		NAME			050 SEALED TERMINAL MALE		
		GENERAL TOLERANCE				VENDOR		TRIAL PART NO.					
	10MAX	50MAX	100MAX	250MAX	250OVR	ANGLE	ECCENT	DWG TYPE	DWG SOURCE	DWG DATE	UNIT	SCL	ANGLE
A	±0.15	±0.2	±0.3	±0.5	±0.75	±30'	0.1	R	NEW	89.09.04	mm	5/1	3
B	±0.2	±0.3	±0.55	±0.95	±1.4	±30'	0.1	APPROVED	CHECKED	CHECKED	DESIGN	DRAWN	
©	±0.3	±0.5	±0.8	±1.4	±2	±30'	0.15	加藤	山梨	澤福	S. INABA	SERISAWA	
SPECIFIED		MASS		g		98-9.2		98.09.02		98.08.31		89.08.02	
												7114-4060-02	
												7114-4060-02:R	
												YAZAKI CORPORATION	