

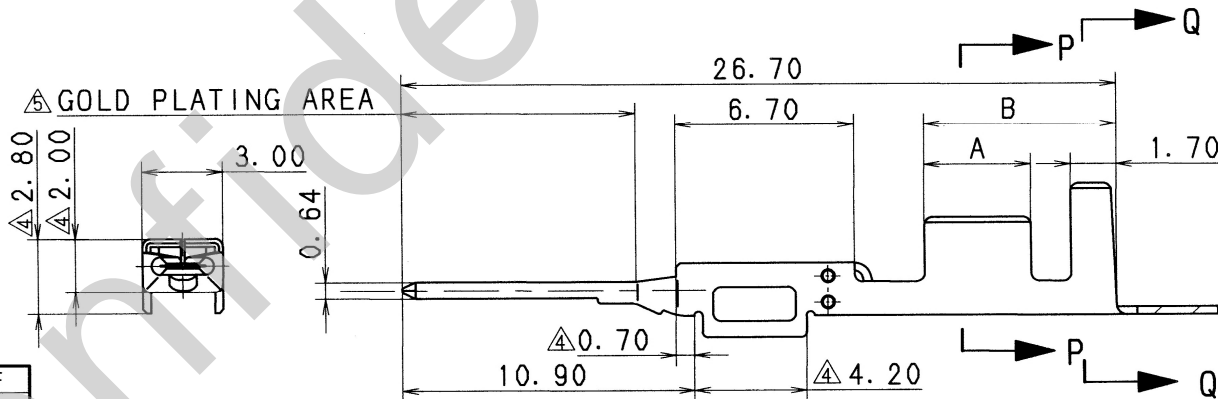
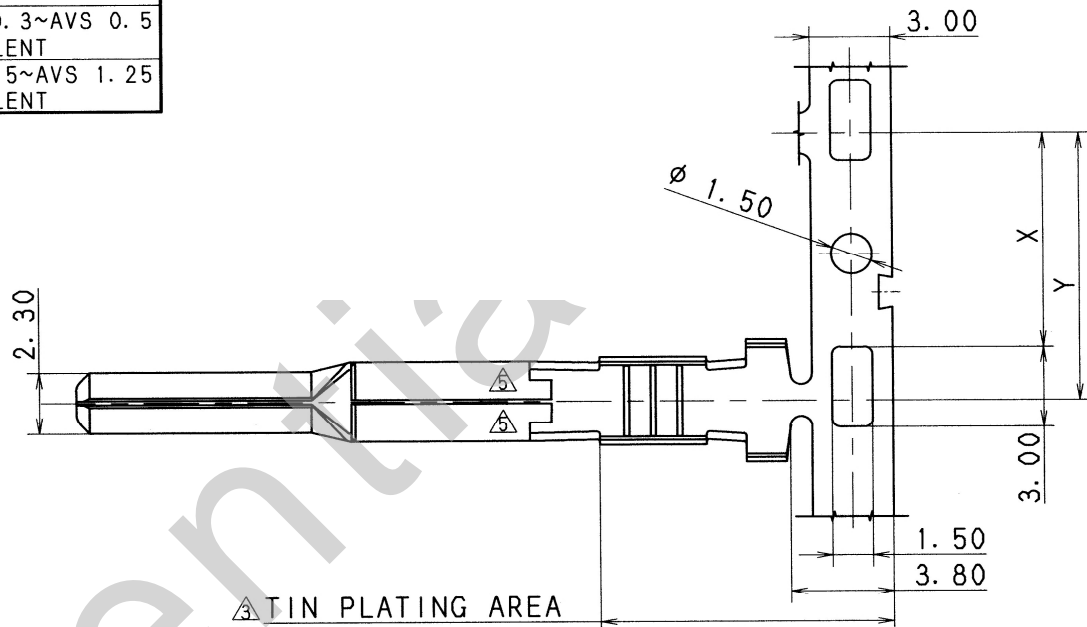
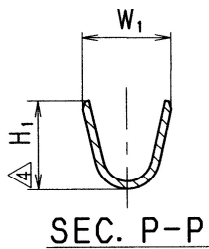
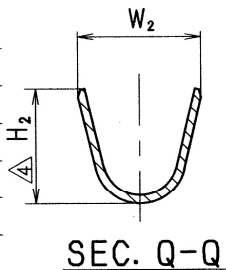
PART NO. AND CH. CODE	W <sub>1</sub> ±0.4	W <sub>2</sub> ±0.4	△ H <sub>1</sub>	△ H <sub>2</sub>	A	B	X	Y	WIRE SIZE
7114-4052-08, □ △ (7B14-4052-08)	2.60	3.70	(2.44)	(3.30)	3.00	6.20	2.80	8.40	AVSS 0.3~AVS 0.5 EQUIVALENT
7114-4053-08, □ △ (7B14-4053-08)	3.30	4.60	(3.07)	(4.01)	4.00	7.20	8.00	10.00	AVS 0.5~AVS 1.25 EQUIVALENT

注記

- △ 1. 材質 : C2600 t=0.30  
処理 : ニッケル下地めっき
- △ 金めっき
- △ 錫めっき
- △ 2. 嵌合相手品番 : 7116-4052-08 ETC.  
(7B16-4052-08 ETC.)
- △ 3. ( ) 内品番は、エアバッグ (A/B) 回路及び  
別管理回路に使用する時に適用すること。

NOTES

- △ 1. MATERIAL : C2600 t=0.30  
TREATMENT : NICKEL UNDER PLATING  
GOLD PLATING  
TIN PLATING
- △ 2. MATING PART NO. : 7116-4052-08 ETC.  
(7B16-4052-08 ETC.)
- △ 3. PART NUMBERS IN PARENTHESIS SHALL  
BE USED FOR AIR BAG (A/B) CIRCUITS  
AND OTHER CIRCUITS DESIGNATED  
FOR SPECIAL MONITORING.



△	01.01.29	CHANGED PLATING, □	C01-X033	E. F
△	98.07.18	CHANGED NOTE & DIMENSION	C97-N453	H. K
△	97.09.12	CHANGED PLATING, □	C97-M928	H. K
△	96.05.16	ADDED A/B PART NO., △	C96-L960	M. T
△	92.03.12	CORRECTED AN ERROR IN WRITING	C92-6321	H. K
△	92.03.10	NEW	C92-6279	H. K
LET	DATE	REVISION RECORD	NO.	CHKD

GENERAL TOLERANCE

	10MAX	50MAX	100MAX	250MAX	2500VR	ANGLE	ECCENT	
A	±0.15	±0.2	±0.3	±0.5	±0.75	±30'	0.1	
B	±0.2	±0.3	±0.55	±0.95	±1.4	±30'	0.1	
C	±0.3	±0.5	±0.8	±1.4	±2	±30'	0.15	
SPECIFIED							MASS	g

CUSTOMER		MATERIAL SPEC.		TREAT. & FIN.	
CUSTOMER PART NO.		SEE NOTES		SEE NOTES	
OFFICE		NAME		090II TERMINAL MALE	
VENDOR		△ (GOLD PLATING)			
VENDOR NO.		PART NO.		7114-4052-08 ETC. △ (7B14-4052-08 ETC.)	
DWG TYPE		CH. CODE		7114-4052-08 : R	
DWG SOURCE		DWG NO.		YAZAKI CORPORATION	
NEW		92.03.03		mm	
APPROVED		CHECKED		DESIGN	
加藤		山梨		福	
01.02.06		01.02.05		01.01.31	
				90.10.18	
				01.01.29	

CUSTOMER DWG NO.		NAME		090II TERMINAL MALE	
TRIAL PART NO.		△ (GOLD PLATING)			
PART NO.		CH. CODE		7114-4052-08 ETC. △ (7B14-4052-08 ETC.)	
DWG NO.		YAZAKI CORPORATION		SET DWG NO.	