

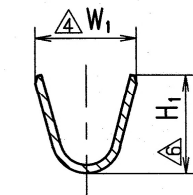
PART NO. AND CH. CODE	W <sub>1</sub> ±0.4	W <sub>2</sub> ±0.4	H <sub>1</sub> △	H <sub>2</sub>	X	WIRE SIZE
7114-4028-08. □ △(7B14-4028-08. □)	2.60	5.20	(2.44)	(4.13)	0.50	AVS 0.3~AVS 0.5 EQUIVALENT
7114-4029-08. □ △(7B14-4029-08. □)	3.30	5.30	(3.06)	(4.00)	0.80	AVS 0.5~AVS 1.25 EQUIVALENT

注記

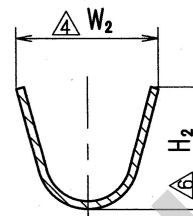
- △ 1. 材質 : BRASS t=0.30  
処理 : ニッケル下地めっき
- △ 金めっき
- △ 錫めっき
- 2. 嵌合相手品番 : 7116-4028-08 ETC.
- △ 3. 適用ゴム栓品番 : 7158-3006-90 ETC.
- △ 4. ( ) 内品番は、エアバッグ (A/B) 回路及び特別管理回路に使用する時に適用すること。

NOTES

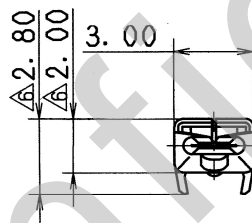
- △ 1. MATERIAL : BRASS t=0.30  
TREATMENT : NICKEL UNDER PLATING
- △ GOLD PLATING
- △ TIN PLATING
- 2. MATING PART NO. : 7116-4028-08 ETC.
- △ 3. APPLICABLE RUBBER STOPPER NO. :  
7158-3006-90 ETC.
- △ 4. PART NUMBERS IN PARENTHESIS SHALL BE USED  
FOR AIR BAG (A/B) CIRCUITS AND OTHER  
CIRCUITS DESIGNATED FOR SPECIAL MONITORING.



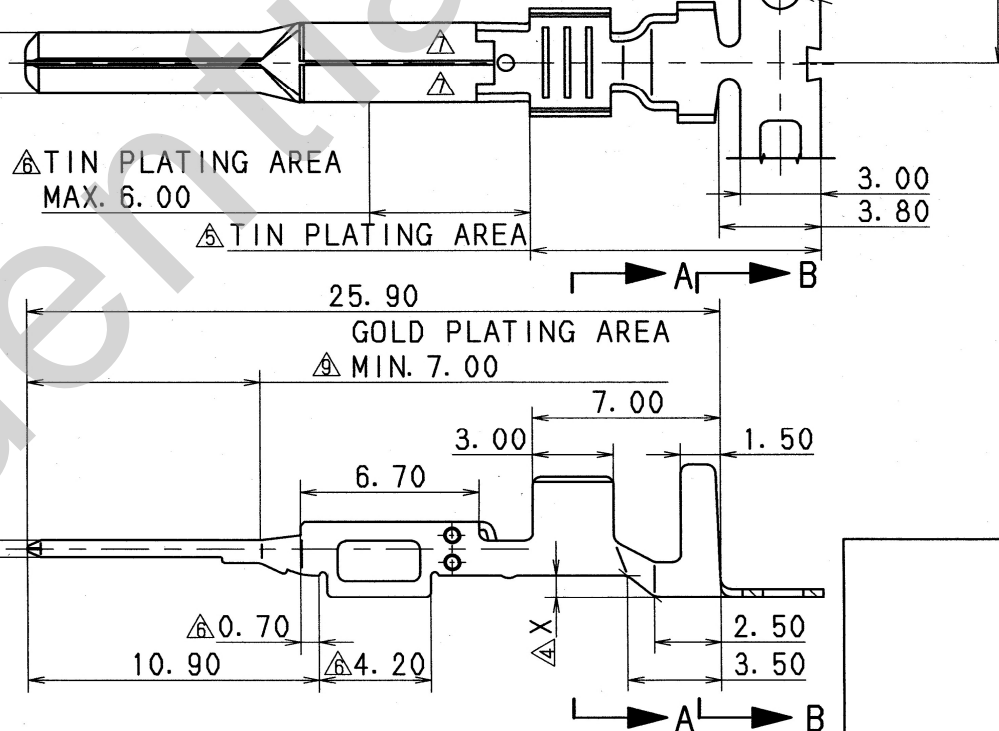
SEC. A-A



SEC. B-B



2.30



△	05/04/21	ADDED DIMENSION, ETC.	C05-Z706	S. M									
△	04/03/03	ADDED A/B PART NO. & CHANGED PART NAME	C04-X114	S. N									
△	01/01/29	CHANGED PLATING. □	C01-X033	E. F									
△	98/07/18	CHANGED DIMENSION & NOTES	C97-N457	H. K									
△	97/09/12	CHANGED PLATING. □	C94-M484	H. K									
△	94/10/31	ADDED PLATING AREA. △	C94-M484	K. O									
△	93/10/08	RENEW	C93-M004	H. A									
△	93/07/26	CHANGED FORM & RENEW	C93-L784	H. F									
△	92/03/12	CORRECTED AN ERROR IN WRITING	C92-6321	H. K									
△	92/03/10	NEW	C92-6279	H. K									
LET	DATE	REVISION RECORD	NO.	CHKD									
GENERAL TOLERANCE													
	10MAX	50MAX	100MAX	250MAX	2500VR	ANGLE	ECCENT	DWG TYPE	DWG SOURCE	DWG DATE	UNIT	SCL	ANGLE
A	±0.15	±0.2	±0.3	±0.5	±0.75	±30'	0.1	R	RENEW	93/07/26	mm	5:1	3
B	±0.2	±0.3	±0.55	±0.95	±1.4	±30'	0.1	APPROVED	CHECKED	CHECKED	DESIGN	DRAWN	
C	±0.3	±0.5	±0.8	±1.4	±2	±30'	0.15				A. MAEDA	E. PANTONI	
SPECIFIED							MASS						

CUSTOMER		MATERIAL SPEC.		TREAT. & FIN.	
CUSTOMER PART NO.		SEE NOTES		SEE NOTES	
CUSTOMER DWG NO.		NAME △ 2.3II (090II) SEALED TERMINAL			
OFFICE		MALE △ (GOLD PLATING)			
VENDOR		PART NO. △ 7114-4028-08 ETC. △ (7B14-4028-08 ETC.)			
VENDOR NO.		DWG NO.		SET DWG NO.	
DWG TYPE		DWG SOURCE		DWG DATE	
R		RENEW		93/07/26	
APPROVED		CHECKED		DESIGN	
[Signature]		[Signature]		A. MAEDA	
DATE		DATE		DATE	
05.04.25		05.04.22		90/10/18	
[Signature]		[Signature]		05/04/21	

PART NO. △ 7114-4028-08 ETC. △ (7B14-4028-08 ETC.)	
DWG NO. 7114-4028-08:R	
SET DWG NO.	
YAZAKI CORPORATION	