| 品番 PART No. | 表面処理 TREATMENT |
|---|---|
| 7114-1472 | 錫めっき TIN PLATED |
| 7114-1472-08 | 部分金めっき GOLD PLATED ON SPECIFIED AREA |
| 7114-1572-08 (7B14-1572-08) | 部分金めっき 及び 部分金フラッシュめっき GOLD PLATED AND GOLD FLASH PLATED ON SPECIFIED AREA |

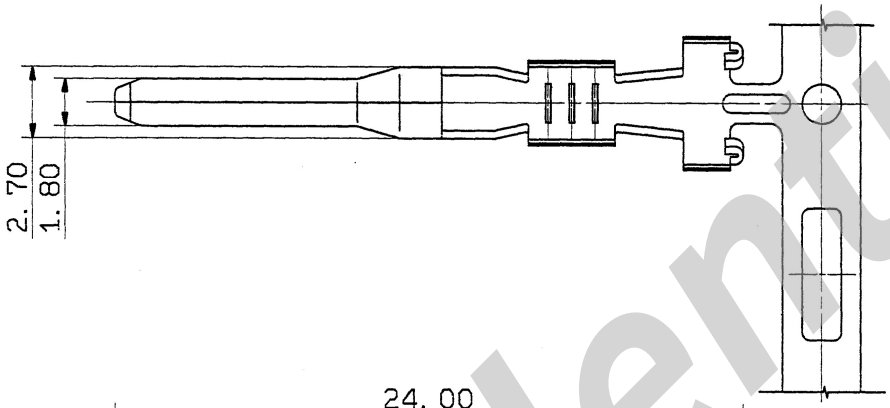


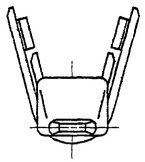

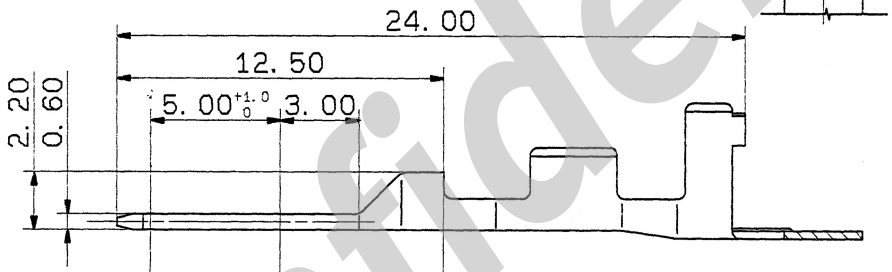


全周金めっき範囲
THE AREA OF GOLD PLATED AROUND SURFACE

7114-1572-08のみの金フラッシュめっき範囲
THE AREA OF GOLD FLASH PLATED FOR 7114-1572-08 ONLY
(7B14-1572-08)

注記
1. 適用電線：AV(S) 0.85, 1.25, AEX(AVX) 0.85, 1.25, AVSS 2, ACTW 1.25f
2. 嵌合メス ターミナル品番：7116-1472, 7116-1472-08, 7116-1571-08
3. 本部品を、エアバッグ回路番及び特別管理回路に使用する場合は、( )内の品番が適用される.

NOTES
1. APPLICABLE WIRE: AV(S) 0.85, 1.25, AEX(AVX) 0.85, 1.25, AVSS 2, ACTW 1.25f
2. MATING TERMINAL PART No. : 7116-1472, 7116-1472-08, 7116-1571-08
3. ( )PART No. TO BE USED AIR-BAG SYSTEM AND ADMINIST-RATION SYSTEM.

ISSUE MARK

| LET | DATE | REVISION RECORD | NO. | CHKD |
|---|---|---|---|---|
| | 94. 9. 22 | 新設 | C94-6446 | 八島 |

GENERAL TOLERANCE

| | 10MAX | 50MAX | 100MAX | 250MAX | 2500VR | ANGLE | ECCENT |
|---|---|---|---|---|---|---|---|
| A | ±0.15 | ±0.2 | ±0.3 | ±0.5 | ±0.75 | ±30' | 0.1 |
| B | ±0.2 | ±0.3 | ±0.55 | ±0.95 | ±1.4 | ±30' | 0.1 |
| © | ±0.3 | ±0.5 | ±0.8 | ±1.4 | ±2 | ±30' | 0.15 |

SPECIFIED

MASS g

CUSTOMER
CUSTOMER PART NO. | CUSTOMER DWG NO.
OFFICE | TRIAL PART NO.
VENDOR
VENDOR NO.

| DWG TYPE | DWG SOURCE | DWG DATE | UNIT | SCL | ANGLE |
|---|---|---|---|---|---|
| R | 新設 | 94. 9. 22 | mm | 5/1 | 3 |

| APPROVED | CHECKED | CHECKED | DESIGN | DRAWN |
|---|---|---|---|---|
| | 石井 | 八島 | 山田 | 八島 |
| | 94.09.22 | 94. 9. 22 | 87. 5. 27 | 94. 9. 22 |

MATL. SPEC. C2600R, t=0.3
TREAT. & FIN.

NAME SWP TYPE TERMINAL (M)

PART NO. 7114-1472, ETC

DWG NO. 7114-1472:R

YAZAKI CORPORATION

Confidential