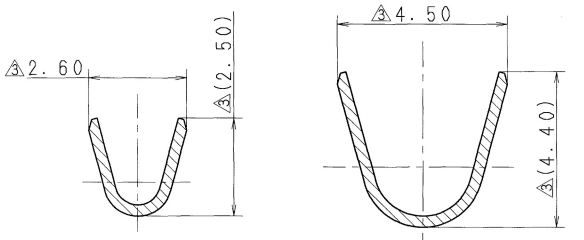
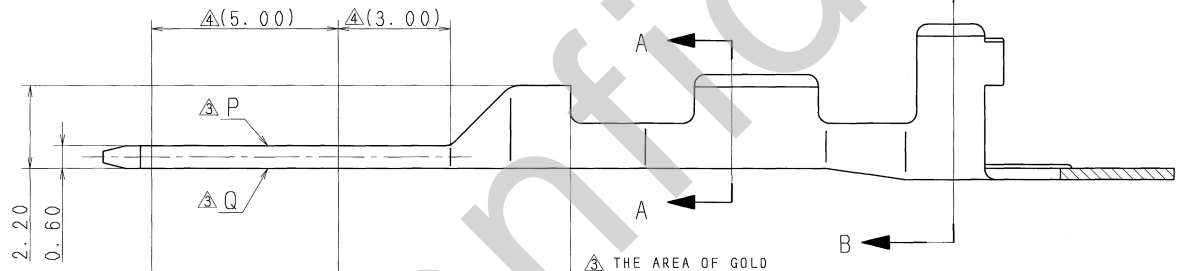
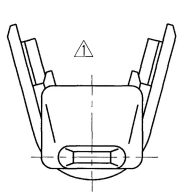


PART NO. AND CH. CODE	TREAT. & FIN.	MATING PART NO.
7114-1471 △(7B14-1471)	TIN PLATING	7116-1471 (7B16-1471)
7114-1471-08 (7B14-1471-08)	GOLD PLATING	7116-1471-08 (7B16-1471-08)
7114-1571-08 (7B14-1571-08)	GOLD PLATING	7116-1571-08 (7B16-1571-08)

- △ 注記
- 適用電線サイズ : CAVS 0.3~AVS 0.85相当
  - 適用ゴム粒品番 : 7157-3271-60 ETC.
  - かん合相手品番 : SEE TABLE
  - ( )内の品番はA/B回路及び特別管理回路に使用すること。

- △ NOTES
- APPLICABLE WIRE SIZE :  
CAVS 0.3~AVS 0.85 OR EQUIVALENT
  - APPLICABLE RUBBER SEAL PART NO. :  
7157-3271-60 ETC.
  - MATING PART NO. : SEE TABLE
  - PART NUMBERS IN PARENTHESIS SHALL BE USED FOR AIR BAG (A/B) CIRCUITS AND OTHER CIRCUITS DESIGNATED FOR SPECIAL CONTROL.



△ GOLD PLATED  
: P, Q TWO SIDES  
(P, Q両面に金めっき)

△ THE AREA OF GOLD FLASH PLATED FOR 7114-1571-08 (7B14-1571-08) ONLY  
7114-1571-08 (7B14-1571-08)  
のみの金フラッシュめっき範囲

DATE	REVISION RECORD	NO.	CHKD
2021/08/16	CHANGED DIMENSION	C21-2287	G. M
2010/11/30	ADDED PART NO. ETC.	C10-Z369	T. W
1989/04/12	ADDED ENGLISH NOTES.	C89-6582	矢部
1987/06/12	ADDED LARGE SIZE TRM.	7MC-0272	S. Y
1986/06/02	NEW	C86-0548	S. K

GENERAL TOLERANCE							
	10MAX	50MAX	100MAX	250MAX	250OVR	ANGLE	ECCENT
A	±0.15	±0.2	±0.3	±0.5	±0.75	±30'	0.1
B	±0.2	±0.3	±0.55	±0.95	±1.4	±30'	0.1
◎	±0.3	±0.5	±0.8	±1.4	±2	±30'	0.15
SPECIFIED MASS							

CUSTOMER		MATERIAL SPEC.		TREAT. & FIN.	
CUSTOMER PART NO.	CUSTOMER DWG NO.	△ BRASS (t=0.3)	△ SEE TABLE	NAME SWP TYPE TERMINAL M	
OFFICE	TRIAL PART NO.	PART NO. △ 7114-1471 ETC. (7B14-1471 ETC.)			
VENDOR	VENDOR NO.	DWG NO. 7114-1471:R SET DWG NO.			
APPROVED S. NONAKA		CHECKED	CHECKED	DESIGN S. YAMADA	DRAWN G. MANDERICCO
2021/08/16				1986/05/27	2021/08/16

ISSUE MARK	
YAZAKI CORPORATION	