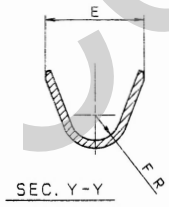
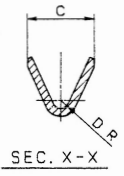
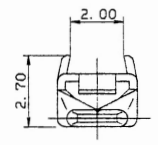
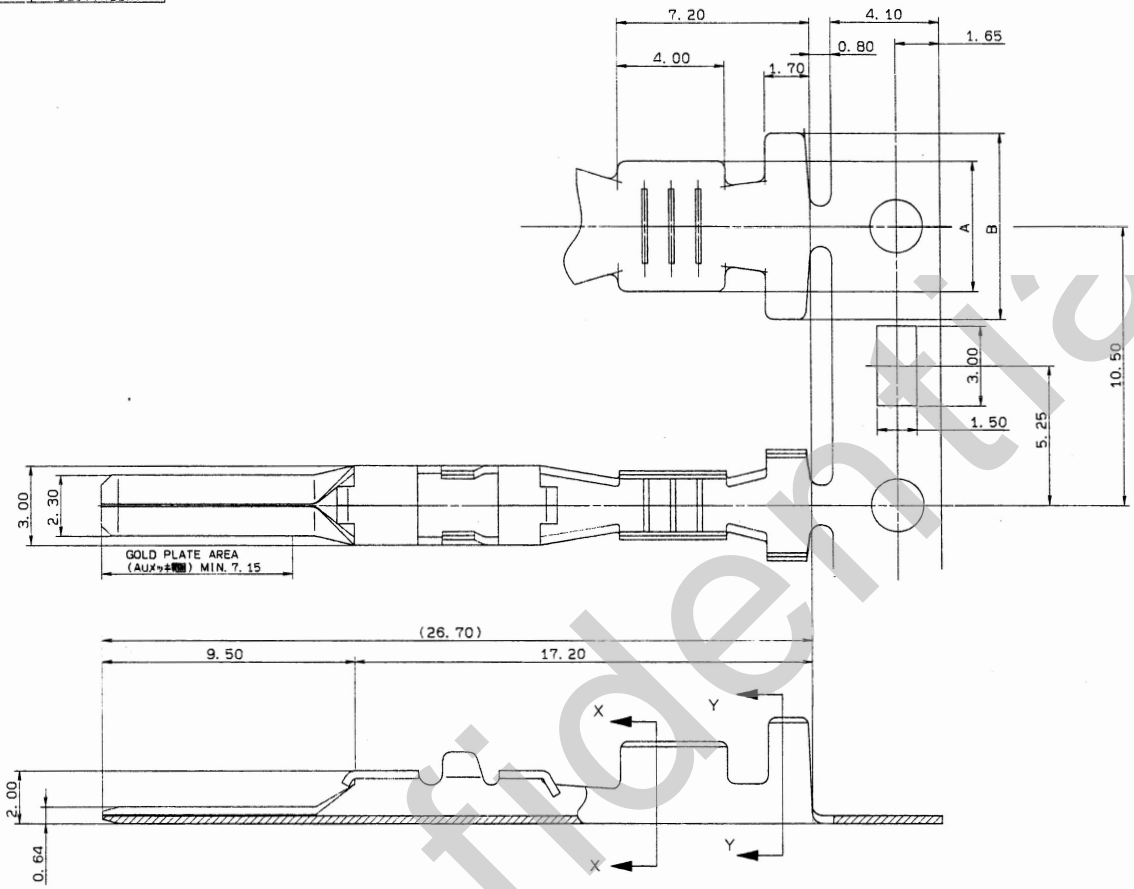


YAZAKI NO.	A	B	C	D	E	F	WIRE SIZE
7114-1170-08	4.90	7.00	2.50	.30	3.70	.95	AVS 0.2-0.5 EQUIVALENT
△7114-1171-08	7.70	9.60	3.70	.70	4.20	1.30	AVS 0.85-1.25 EQUIVALENT



NOTES  
 1) MATERIAL  
 C2600R: T=0.30  
 2) TREATMENT  
 THICKNESS OF GOLD PLATE  
 IS 0.6 MICRON AFTER NICKEL PLATE IS MIN. 1.0 MICRON.  
 注記  
 1) 材質  
 C2600R: 厚さ: 0.30  
 2) 処理  
 Ni下地+±1.0μm以上、AUX+±0.6μm以上

LET	DATE	REVISION RECORD	NO.	CHKD
△	89.07.05	ADDED PART NO.	C89-L750	H. Y
△	89.04.12	ELIMINATE NOTE	C89-L542	H. Y
	88.12.11	NEW	C88-8527	M. S

GENERAL TOLERANCE										DWG TYPE		DWG SOURCE		DWG DATE		UNIT	SCL	ANGLE	PART NO.	TRIAL PART NO.	
10MAX	50MAX	100MAX	250MAX	250QVRI	ANGLE	ECCENT	R	NEW	88.12.11	mm	10/1	3	86.11.28	89.07.12			7114-1170-08	086114-8555			
A	±0.15	±0.2	±0.3	±0.5	±0.75	±30'	0.1	APPROVED	CHECKED	DESIGN	DRAWN						7114-1170-08:R	086114-8555			
B	±0.2	±0.3	±0.55	±0.95	±1.4	±30'	0.1														
C	±0.3	±0.5	±0.8	±1.4	±2	±30'	0.15														
SPECIFIED										WEIGHT		87.07.22		89.07.21		89.07.20					

CUSTOMER	CUSTOMER PART NO.	CUSTOMER DWG NO.	MATL. SPEC.	TREAT. & FIN.
			NAME	090 TERMINAL MALE
OFFICE		STDLIB NO.		
VENDOR				
VENDOR NO.				



YAZAKI CORPORATION