GENERAL TOLERANCE						
10MAX	50MAX	100MAX	250MAX	2500VR	ANGLE	ECCENT
±0.5	±0.8	±1.5	±2.5	±3	±5°	±0.3

	PART NO.	6 1 MATERIAL	JIS CODE	A	B	C	D	E	F	Z	APPLICABLE SCREW	APPLICABLE 6 WIRE
	7010-3020	C2680R O 78t JIS H 3100	LE 203	3.3	7	18	2.0	23.3	7	2.4	3	2～5
	7010-3025	"	LE 204	4.4	8	19	2.7	24.8	8	3.4	4	2～5
	7010-3026	"	LE 205	5.4	10	20	3.6	26.8	9	4.4	5	2～5
	7010-3023	"	LE 206	6.4	12	21	4.4	28.8	10	5.1	6	2～5
	7010-3024	"		8.4	16	23	6.2	32.8	12	7.6	8	2～5
1	7010-3023-02	C2680R O 78t JIS H 3100 Sn Plating	LE 206	6.4	12	21	4.4	28.8	10	5.1	6	2～5
2	7010-3026-02	"	LE 205	5.4	10	20	3.6	26.8	9	4.4	5	2～5
3	7010-3024-02	"		8.4	16	23	6.2	32.8	12	7.6	8	2～5
3	7010-3025-02	"	LE 204	4.4	8	19	2.7	24.8	8	3.4	4	2～5

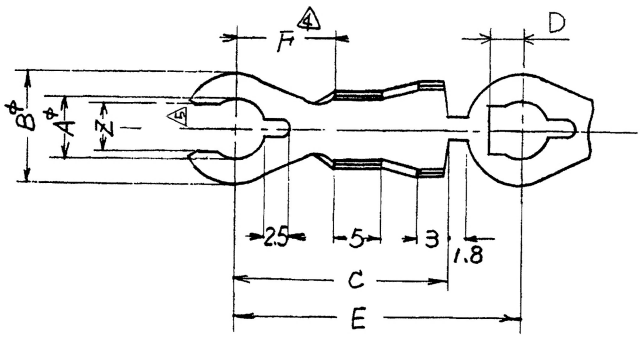

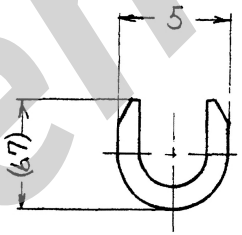

SEC. A-A'

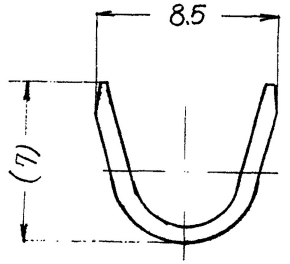

SEC. B-B'

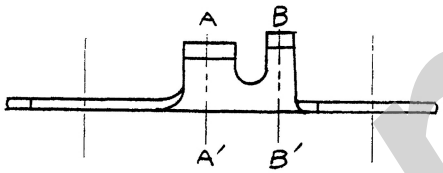

7	12.09.28	ADDED TOLERANCE	C12-0443	T.S
6	09.10.13	CORRECTED TABLE & RENEW	C09-0229	K.M
5	07.07.06	CHANGED FORM	C07-1B10	T.S
4	89.07.20	誤記訂正	C89-0808	牛山
3	89.06.22	品番追記	C89-0683	牛山
2	86.10.31	メッキ品番追記	C86-1167	高瀬
1	86.05.01	メッキ品追加	C86-0459	石崎
LET	DATE	REVISION RECORD	NO.	CHKD

GENERAL TOLERANCE						
	~~10MAX~~	~~50MAX~~	~~100MAX~~	~~250MAX~~	~~2500VR~~	ANGLE	ECCENT
A	±0.15	±0.2	±0.3	±0.5	±0.75	±30'	0.1
B	±0.2	±0.3	±0.55	±0.95	±1.4	±30'	0.1
C	±0.3	±0.5	±0.8	±1.4	±2	±30'	0.15

SPECIFIED 7 SEE TABLE

MASS g

CUSTOMER

CUSTOMER PART NO.	CUSTOMER DWG NO.
OFFICE	TRIAL PART NO.
VENDOR	
VENDOR NO.	

DWG TYPE	DWG SOURCE	DWG DATE	UNIT	SCL	ANGLE
R	RENEW	76.04.13	mm	2:1	3

APPROVED	CHECKED	CHECKED	DESIGN	DRAWN
H. SATO	K. MIYAKOSHI			T. SERIZAWA
				12.09.28

MATL. SPEC. SEE TABLE

TREAT. & FIN.

NAME LE TERMINAL

PART NO. / CH. CODE 7010-3020 ETC.

DWG NO. 7010-3020:R

SET DWG NO.

YAZAKI CORPORATION

ISSUE MARK

Confidential