

1

2

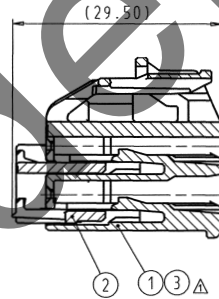
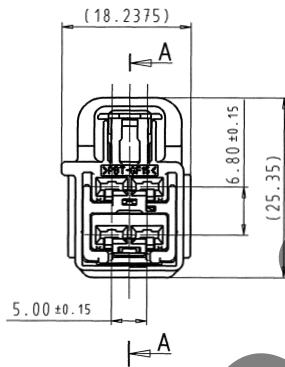
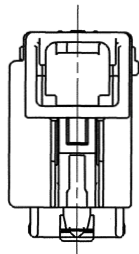
3

4

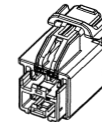
5

SUB ASSEMBLY PART NO.	NO.	PART NO.	PART NAME	MATERIAL	COLOR	QTY.	YAZAKI MATING PART NO.
7283-6446-40	①	7183-6446-40	2.8 SYSTEM CONNECTOR 4P (F) HOUSING (TYPE-A)	PBT-GF15	LIGHT GREY	1	7282-6446-40
	②	7158-5973-50	2.8 SYSTEM CONNECTOR 4P (F) FRONT HOLDER	PBT	ORANGE	1	
7283-6446-30	③	7183-6446-30	2.8 SYSTEM CONNECTOR 4P (F) HOUSING (TYPE-A)	PBT-GF15	BLACK	1	7282-6446-30
	②	7158-5973-50	2.8 SYSTEM CONNECTOR 4P (F) FRONT HOLDER	PBT	ORANGE	1	

NOTES:
 1) MATING PART NO.: SEE TABLE.
 ② 2) APPLICABLE TERMINAL 2.8 SYSTEM 7116-4110-02, 7116-4270-02 ETC.
 ③ 3) MATERIAL: SEE TABLE;
 ④ 4) COLOR: SEE TABLE;
 ⑤ 5) FOR GENERAL GEOMETRICAL TOLERANCE SEE TABLE (ECCENT=ECCENTRICITY);
 ⑥ 6) MATERIALS USED IN THIS PRODUCT ARE IN CONFORMITY WITH REQUIREMENTS OF EU ELV 2000/53/EC DIRECTIVE AND ASSOCIATED DOCUMENTS



SECTION A-A



ISOMETRIC VIEW
(SCALE 1:1)

DATE	REVISION RECORD	NO.	CHKD
08.02.2011	ADDED COLOR AND CHANGED NOTES	Y11-0139	D.V.
06.08.2002	NEW	C02-E228	M.K.

GENERAL TOLERANCE							
TOMAX	50MAX	100MAX	250MAX	2500VR	ANGLE	ECCENT	
A ±0.15	±0.2	±0.3	±0.5	±0.75	±30'	0.1	
B ±0.2	±0.3	±0.55	±0.95	±1.4	±30'	0.1	
C ±0.3	±0.5	±0.8	±1.4	±2	±30'	0.15	
SPECIFIED						MASS	5.5 g

CUSTOMER		MATL. SPEC.	TREAT. & FIN.
CUSTOMER PART NO.	CUSTOMER DWG NO.	SEE TABLE	
OFFICE	TRIAL PART NO.	NAME 2.8 SYSTEM CONNECTOR	
VENDOR		4P (F) SUB ASSEMBLY (TYPE-A)	
VENDOR NO.		PART NO.	7283-6446-40, ETC. ②
DWG TYPE	DWG SOURCE	DWG DATE	UNIT
R	NEW	11.12.2002	mm
APPROVED	CHECKED	CHECKED	DESIGN
T. SGHALLER	B. VIDA	M. KASHIYAMA	T. RACTIC
P.P. A. Nida	A. Nida	03.05.2011	06.08.2002
04.05.2011			08.02.2011
DWG NO.		7283-6446-40:R	
SET DWG NO.			

1

2

3

4

5

A2