


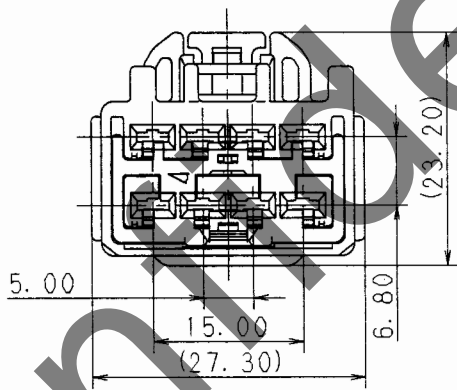
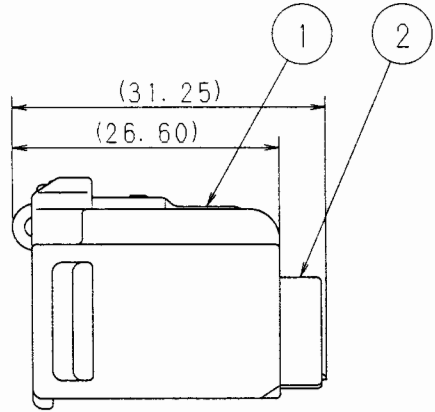
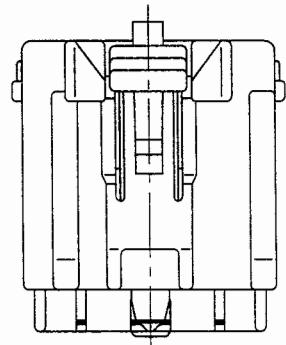
SUB ASSEMBLY PART NO. AND CH. CODE	NO.	PART NO. AND CH. CODE	MATERIAL	COLOR	QTY.
7283-5917-60	①	7183-5917-60	HPA	GREEN	1
	②	7158-4180-50	HPA	ORANGE	1

注記

1. 適用端子番番： 7116-4110-02 ETC.

NOTE

1. APPLICABLE TERMINAL NO. :7116-4110-02 ETC.



CUSTOMER										MATL. SPEC.			TREAT. & FIN.														
CUSTOMER PART NO.					CUSTOMER DWG NO.					SEE TABLE																	
OFFICE										NAME					2.8 SYSTEM CONNECTOR												
VENDOR										TRIAL PART NO.					8P (F) SUB ASSEMBLY (TYPE-B)												
VENDOR NO.																											
GENERAL TOLERANCE										DWG TYPE			DWG SOURCE			DWG DATE			UNIT			SCL			ANGLE		
										R			NEW			98.09.03			mm			2/1 3					
A ±0.15 ±0.2 ±0.3 ±0.5 ±0.75 ±30' 0.1										APPROVED			CHECKED			CHECKED			DESIGN			DRAWN			PART NO. 7283-5917-60		
B ±0.2 ±0.3 ±0.55 ±0.95 ±1.4 ±30' 0.1										T. SUZUKI			A. SASAKI			97.11.20			98.09.03			DWG NO. 7283-5917-60:R			SET DWG NO.		
C ±0.3 ±0.5 ±0.8 ±1.4 ±2 ±30' 0.15										YAZAKI CORPORATION			YAZAKI CORPORATION			YAZAKI CORPORATION			YAZAKI CORPORATION			YAZAKI CORPORATION					
SPECIFIED										98.09.04			98.09.04			98.09.03			98.09.03			98.09.03					

Original