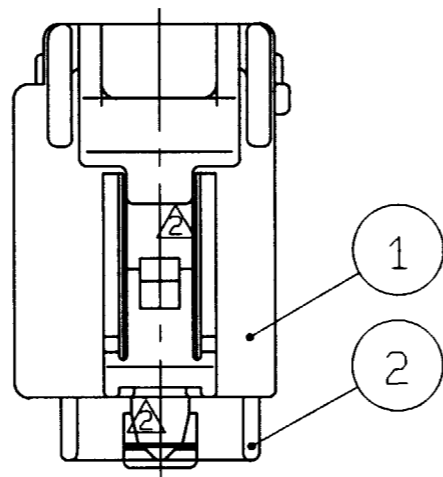


SUB ASS'Y NO. & C. C.	NO.	PART NO.	MATERIAL	COLOR	QTY.
7283-5561-40. 回	①	7183-5561-40	HPA	LIGHT GRAY	1
	②	△7158-4182-50	HPA	△ORANGE	1


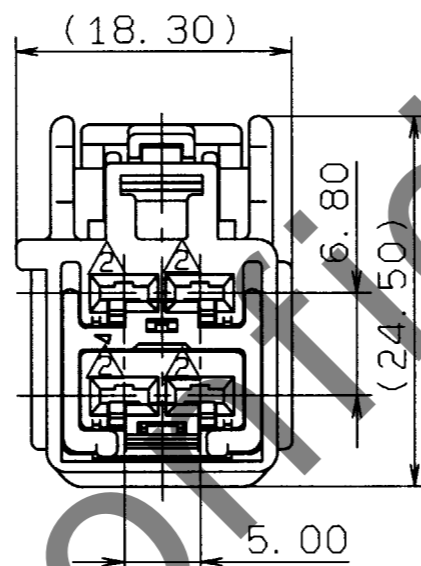
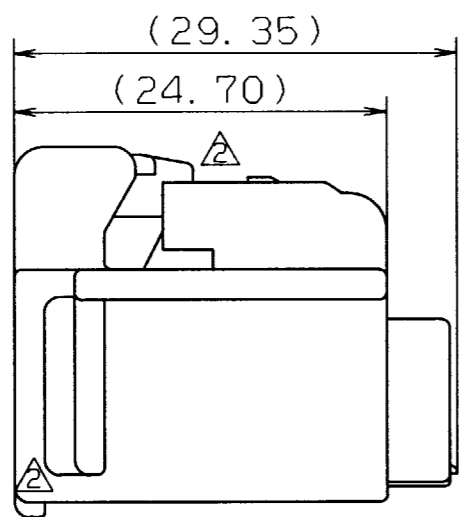


注記

- 1. 適用端子品番: 7116-4110-02 ETC.
- 2. 嵌合相手品番: 7282-5561-40

NOTES

- 1. APPLICABLE TERMINAL PART NO. : 7116-4110-02 ETC.
- 2. MATING PART NO. : 7282-5561-40



△ 97.04.08		CHANGED FORM. 回		C97-L653	H. K	CUSTOMER		MATERIAL SPEC.		SEE TABLE		TREAT. & FIN.				
△ 96.11.16		CHANGED TABLE. A		C96-N071	H. K	CUSTOMER PART NO.		NAME		△ 2.8 SYSTEM CONNECTOR						
95.07.18		NEW		C95-M150	Y. U	OFFICE		NAME		△ 2.8 SYSTEM CONNECTOR						
LET	DATE	REVISION RECORD		NO.	CHKD	VENDOR		NAME		4P(F) SUB ASS'Y (TYPE-A)						
GENERAL TOLERANCE							VENDOR NO.		NAME		4P(F) SUB ASS'Y (TYPE-A)					
	10MAX	50MAX	100MAX	250MAX	250OVR	ANGLE	ECCENT	DWG TYPE	DWG SOURCE	DWG DATE	UNIT	SCL	ANGLE	PART NO.	7283-5561-40. 回	
A	±0.15	±0.2	±0.3	±0.5	±0.75	±30'	0.1	R	NEW	95.07.18	mm	2/1	3	CH. CODE	7283-5561-40. 回	
B	±0.2	±0.3	±0.55	±0.95	±1.4	±30'	0.1	APPROVED	CHECKED	CHECKED	DESIGN	DRAWN	DWG NO.	7283-5561-40:R SET DWG NO.		
◎	±0.3	±0.5	±0.8	±1.4	±2	±30'	0.15	遠藤	坂	森花	IWAHORI	ITO H	YAZAKI CORPORATION			
SPECIFIED					MASS	g		'97.04.14.	97.04.14	97.04.16	95.06.23	97.04.08				