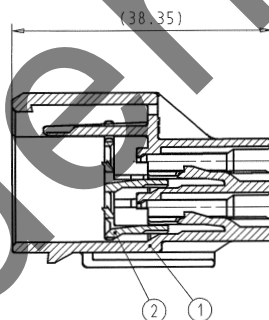
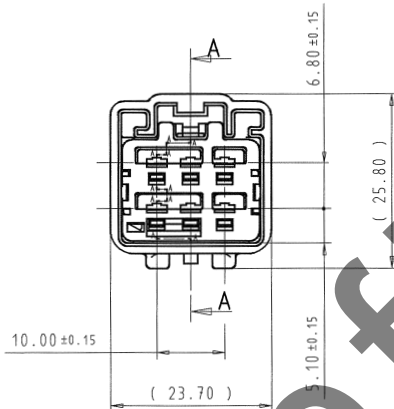
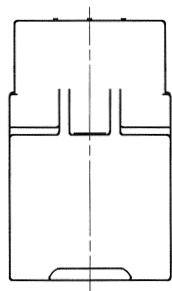


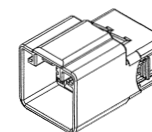
SUB ASSEMBLY PART NO.	NO.	PART NO.	PART NAME	MATERIAL	COLOR	QTY.	YAZAKI MATING PART NO.
7282-6466-40	①	7182-6466-40	2.8 SYSTEM CONNECTOR 6P (M) HOUSING (TYPE-A)	PBT-GF15	LIGHT GRAY	1	7283-6466-40
	②	7158-6211-50	2.8 SYSTEM CONNECTOR 6P (M) FRONT HOLDER	PBT	ORANGE	1	
7286-5119-90	①	7186-5119-90	2.8 SYSTEM CONNECTOR 6P (M) HOUSING (TYPE-A)	PBT-GF15	BLUE	1	7287-5119-90
	②	7158-6211-50	2.8 SYSTEM CONNECTOR 6P (M) FRONT HOLDER	PBT	ORANGE	1	

△ NOTES


1. MATERIAL: SEE TABLE;
2. COLOR: SEE TABLE;
3. APPLICABLE TERMINAL 2.8 SYSTEM 7114-4110-02 ETC.;
4. MATING PRODUCT ACCORDING DRAWING: 7283-6466-40:R;
5. FOR GENERAL GEOMETRICAL TOLERANCE SEE TABLE(ECCENT=ECCENTRICITY);
6. HANDLING MANUALS: YPES-15-599;
7. THE MATERIALS USED IN THIS PRODUCT ARE IN CONFORMITY WITH REQUIREMENTS OF EU ELV 2000/53/EC DIRECTIVE AND ASSOCIATED DOCUMENTS
8. PRINTED COPIES ARE UNCONTROLLED. THEY ARE POTENTIALLY OUT-OF-DATE AND INVALID.DATABASE IS MASTER.



SECTION A-A



ISOMETRIC VIEW
(SCALE 1:1)



LET	DATE	REVISION RECORD	NO.	CHKD.
△	18.11.08	ADDED PART NUMBER & NOTES UPDATE	Y08-0213	G.G.
△	02.07.02	NEW	C02-F198	S.T.

GENERAL TOLERANCE							
	10MAX	50MAX	100MAX	250MAX	250OVR	ANGLE	
A	±0.15	±0.2	±0.3	±0.5	±0.75	±30°	
B	±0.2	±0.3	±0.55	±0.95	±1.4	±30°	
C	±0.3	±0.5	±0.8	±1.4	±2	±30°	
	SPECIFIED					MASS	10.6g

CUSTOMER		MATERIAL SPEC.		TREAT. & FIN.	
CUSTOMER PART NO.	CUSTOMER DWG NO.	SEE TABLE		SEE TABLE	
OFFICE	TRIAL PART NO.	NAME 2.8 SYSTEM CONNECTOR			
VENDOR		6P (M) SUB ASSEMBLY			
VENDOR NO.		PART NO.	7282-6466-40, ETC.		
DWG TYPE	DWG SOURCE	DWG DATE	UNIT	SCL	ANGLE
R	NEW	11.12.02	mm	1/21	3
APPROVED	CHECKED	CHECKED	DESIGN	DRAWN	
S. TSUCHIYA	G. MEGURIC	S. TSUCHIYA	M. SVRAGA		
11.11.08	02.07.02	18.11.08			
PART NO.		7282-6466-40:R			
CH. CODE		YAZAKI CORPORATION			
DWG NO.		SET DWG NO.			

1

2

3

4

5

A2