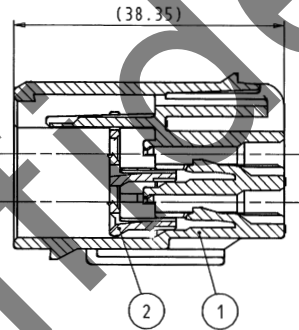
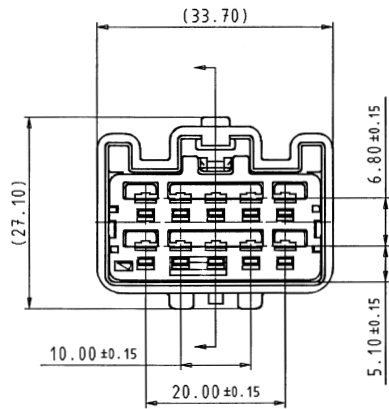
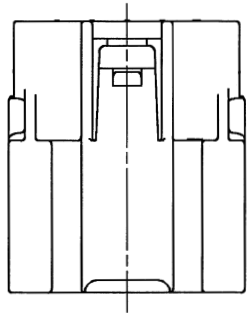
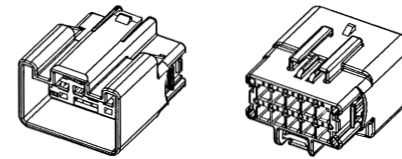


1	2	3	4	5			
SUB ASSEMBLY PART NO.	NO.	PART NO.	PART NAME	MATERIAL	COLOR	QTY.	YAZAKI MATING PART NO.
7282-6457-40	①	7182-6457-40	YESC KAIZEN 2.8 SYSTEM CONNECTOR 10P (M) HOUSING (TYPE-A)	PBT-GF15	LIGHT GREY	1	7283-6457-40
	②	7158-5986-50	YESC KAIZEN 2.8 SYSTEM CONNECTOR 10P (M) FRONT HOLDER	PBT	ORANGE	1	

NOTES:  
 1. APPLICABLE TERMINAL PART NO.: 7114-4110-02 ETC.  
 2. MATING PART NO. : SEE TABLE



SECTION A-A



ISOMETRIC VIEW

(SCALE 1:1)

LET	DATE	REVISION RECORD	NO.	CHKD
Δ	02/09/09	NEW	C02-E327	M. K.

GENERAL TOLERANCE						
	10MAX	50MAX	100MAX	250MAX	250OVR	ANGLE
A	±0.15	±0.2	±0.3	±0.5	±0.75	±30'
B	±0.2	±0.3	±0.55	±0.95	±1.4	±30'
C	±0.3	±0.5	±0.8	±1.4	±2	±30'
SPECIFIED						MASS
						14.95g

CUSTOMER		MATERIAL		TREAT.	
CUSTOMER PART NO.	CUSTOMER DWG NO.	SEE TABLE	& FIN.		
		NAME YESC KAIZEN 2.8 SYSTEM CONNECTOR			
OFFICE	TRIAL PART NO.	10P (M) SUB ASSEMBLY (TYPE-A)			
VENDOR		PART NO. 7282-6457-40			
VENDOR NO.		CH. CODE 7282-6457-40:R			
DWG TYPE	DWG SOURCE	DWG DATE	UNIT	SCL	ANGLE
R	NEW		mm	2/1	3
APPROVED	CHECKED	CHECKED	DESIGN	DRAWN	SET DWG NO.
M. P. P. P.	M. KASHIYAMA	G. GREGURIC	M. KASHIYAMA	R. JURIC	
02-04-03 27 14, 15, 003 03/01/24 02/09/09 03/01/24					
YAZAKI CORPORATION					

1

2

3

4

5

A2