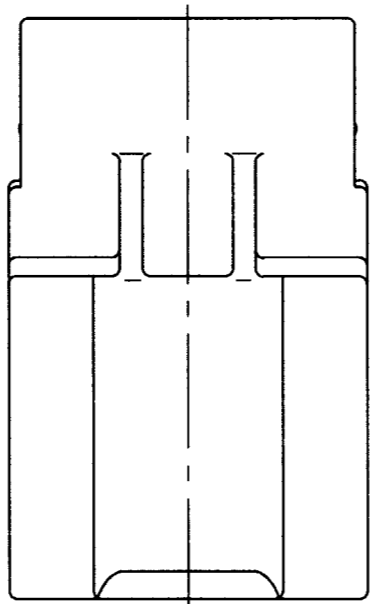


1

2

3

SUB ASS'Y NO. & C. C.	NO.	PART NO.	MATERIAL	COLOR	QTY.
7282-5569-40	①	7182-5569-40	HPA	LIGHT GRAY	1
	②	7158-4205-50	HPA	ORANGE	1

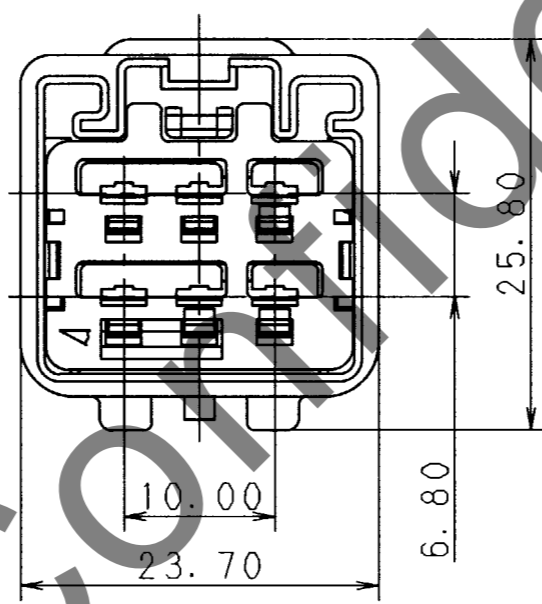
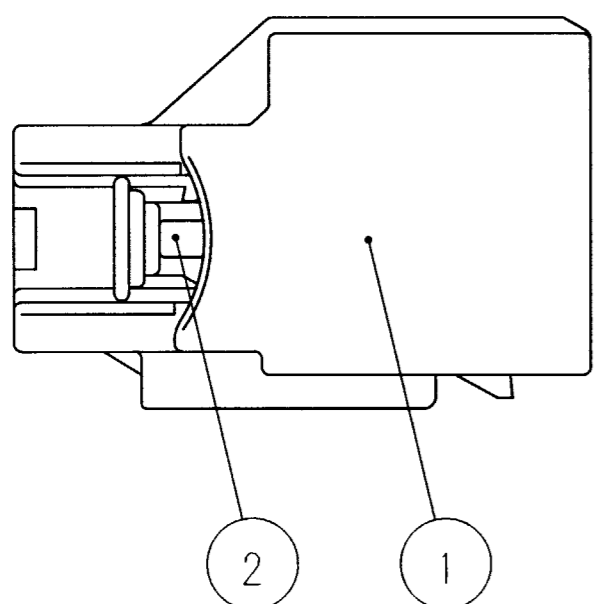


注記

- 1. 適用端子品番 : 7114-4110-02 ETC.
- 2. 嵌合相手品番 : 7283-5569-40

NOTES

- 1. APPLICABLE TERMINAL PART NO. : 7114-4110-02 ETC.
- 2. MATING PART NO. : 7283-5569-40



ISSUE MARK

								CUSTOMER				MATL. SPEC. SEE TABLE			TREAT. & FIN.				
								CUSTOMER PART NO.				CUSTOMER DWG NO.							
97.04.18		NEW		C97-L642		H. K		OFFICE				TRIAL PART NO.			NAME 2.8 SYSTEM CONNECTOR				
LET	DATE	REVISION RECORD		NO.		CHKD		VENDOR				VENDOR NO.			6P (M) SUB ASS'Y				
GENERAL TOLERANCE								DWG TYPE		DWG SOURCE		DWG DATE		UNIT		SCL		ANGLE	
	10MAX	50MAX	100MAX	250MAX	2500VR	ANGLE	ECCENT	R	NEW	97.04.18	mm	2/1	3	PART NO. 7282-5569-40		CH. CODE			
A	±0.15	±0.2	±0.3	±0.5	±0.75	±30'	0.1	APPROVED		CHECKED		CHECKED		DESIGN		DRAWN			
B	±0.2	±0.3	±0.55	±0.95	±1.4	±30'	0.1	遠藤		植		杉花		T. SUZUKI		SATOH			
©	±0.3	±0.5	±0.8	±1.4	±2	±30'	0.15												
SPECIFIED							MASS		g		'97.04.25.		97.04.25		97.04.22		97.03.24		
										97.04.18		97.04.18		97.04.18		97.04.18			
																YAZAKI CORPORATION			

1

2

3